

# more@TURCK

The Magazine for Customers of the Turck Group



## Solution Partner

"We understand the customer's automation challenge," says Christian Wolf **Page 12**



## All in the Coating

BL20 gateway ensures control of the coating temperature **Page 36**



## From One Cast

Electronics sprayed with plastic allow undreamed-of sensor designs **Page 44**

# Tailor-Made

Rugged I/O block modules from the new BL compact series offer a variety of I/O in a compact housing

more@**TURCK**

## The Solution Counts



Long gone are the times in which you could succeed on the market by just selling goods. Today, you, our valued readers, rightly expect more from your supplier than simply the delivery of components. The fact that Turck provides you with this “more” is reflected in the current fiscal year, which, despite the financial crisis and economic downswing, has been extraordinarily successful. You have honored our approach of comprehensively solving your automation tasks with innovation and customer proximity, instead of just supplying components.

Regardless of whether we are talking about the BL ident RFID system, the new BL compact block I/O family or the expansion of our portfolio with the addition of vision systems, all these activities support our solution-oriented customer service. And as a solution partner for its customers, Turck is increasingly thinking in terms of solutions and systems, which is naturally reflected in our product development.

Our success in this field is primarily characterized by targeted cooperation between our Systems Sales and Pre-Sales/Application Support at the customers and flexibly implementing the requirements in product management, development and production. On the technical side, the constant implementation of platform strategies in and among the various product families plays an important role, especially in the fields of fieldbus, networks and I/O. In this environment, our engineering software, function and application libraries as well as programmable units are also significant.

As a Turck customer, you benefit not only from CoDeSys programmable fieldbus gateways, a multitude of sub-networks plus I/O functions and the FDT/DTM-based configurator I/O Assistant, but also from our understanding of your specific application. With these ingredients, we combine fieldbus technology, sensors and actuators to create your complete tailor-made solution.

**Warmest regards**

**Norbert Gemmeke**

Director of Business Unit Fieldbus and Systems





**NEWS**

Innovations for the Automation Industry 04

**COVERSTORY**

**BL COMPACT: Tailor-Made** 08

Rugged I/O block modules from the new BL compact series offer a variety of I/Os in a compact housing

**INSIDE**

**SOLUTION PARTNER: Understanding the Automation Environment** 12

KEM editor Denise Froehlich spoke with Christian Wolf, Managing Director of the Turck Group, about the positioning of the automation specialist company

**WORLDWIDE**

**USA: "Made in USA": A Success Story** 14

With customer-specific solutions and fast delivery times, Turck has taken the lead in the largest automation market in the world

**TREND**

**RFID: Freedom of Choice** 18

The expanded BL ident RFID system permits customized identification solutions for production and logistics processes

**APPLICATIONS**

**RFID: Keeping Records** 22

Turck's RFID solution BL ident documents the correct production process in the automated loading and unloading system from Gefasoft

**RFID: Just-in-Time** 26

Volvo supplier Tower Automotive increases production with high temperature BL ident RFID system

**SENSOR TECHNOLOGY: Molding Scanner** 28

Light curtains from Turck control spray guns for coating chrome molding in the automobile industry

**SENSOR TECHNOLOGY: Nose to the Wind** 32

Uprox+ sensors control the rotor position on VENSYS wind turbines

**SENSOR/FIELDBUS TECHNOLOGY: Weight Lifter** 34

BL67 I/O system and PS pressure sensors guarantee that the 15 t vacuum lifting systems from Lubas operate reliably

**FIELDBUS TECHNOLOGY: It's All in the Coating** 36

Programmable gateway in BL20 I/O system guarantees down-to-the-degree coating temperature control in printing machines

**FIELDBUS TECHNOLOGY: Local Control** 38

Distributed I/O cuts installation time in half for snack food equipment manufacturer Peerless Machinery Corporation

**INTERFACE TECHNOLOGY: Hidden Champions** 40

Interface technology from Turck guarantees the efficient supply of gas for southern German gas supply companies erdgas schwaben and Südbayern

**TECHNOLOGY**

**EXTRUSION COATING TECHNOLOGY: From One Cast** 44

Using ingenious extrusion coating technology, Turck integrates maximum technology into minimum size and scale

**BASICS: How Temperature Sensors Work** 48

Part 4 of our basic series on the design, functional principles and application options of the most important sensor technologies

**SERVICE**

**CONTACT: The Fast Lane to Turck** 50

Whether on the Internet, at trade shows or directly on site, we will show you how, when and where Turck is there for you

**CONTACT: Imprint** 50



Turck's RFID solution documents the production process in the Gefasoft handling system Page 22



Lubas uses 53 pressure sensors and two BL67 I/O stations in its 15t vacuum traverse Page 34



erdgas schwaben relies on Turck interface technology for its gas distribution stations Page 40

## Double-Digit Growth




► **For 2008** Turck is once again expecting double-digit growth. As Managing Director Christian Wolf announced during a press conference that the family-owned and operated company is expecting consolidated group sales to increase by more than 11 percent to about 370 million euros. The total number of employees in all 27 locations grew by more than 8 percent to 2,830. At its locations throughout Germany, which include the Mülheim an der Ruhr, Halver and Beierfeld plants, Turck employs about 1,430 workers – of those, 55 are trainees. “Despite the current crisis in the world economy, the Turck Group was able to achieve double-digit sales increases for the seventh consecutive year,” says Wolf. “The result shows that Turck’s strategy of positioning itself as a customer solution partner through innovation and customer proximity has been successful – regardless of whether we are referring to the BL ident RFID System, the new BL compact block I/O family or the expansion of our portfolio with the addition of vision systems.”

## Info

You can find more information on the reports or product presentation in **more@TURCK** under [www.turck.com](http://www.turck.com). Simply enter the Webcode that you find at the end of each article in the search field. The following article page takes you directly to the product database or you can download or send the article as a PDF.

## Magnetic Field Sensors with 200 mm Measuring Range

► **WIM200** is Turck’s new magnetic field sensor with a 200 mm measuring range. Even with these measuring lengths, the sensor provides particularly high linearity and precision in extremely short blind zones. This means the WIM200 in the new Q25 housing is ideal for applications that require the exact signal sequences across a larger measuring range – for example, in pneumatically-driven pump equipment, disks, presses or punches. The appropriate assembly accessories are available to the user for easily adapting to as many applications as possible. For example, float queries to the flow rate measuring devices or level monitoring systems can be implemented into process control systems in a simple, but effective way. The sensor can also be used for position detection on suitable pneumatic cylinders. With an external magnet as a position sensor, other applications can also be individually implemented. The WIM200 is a cost efficient alternative to other linear path sensors that are over-dimensioned in many applications.



## Fully Metal Ultrasound

► **Turck recently introduced the world’s first** fully metal ultrasonic sensor. The fully encapsulated M25U, developed by the Turck partner Banner Engineering, is completely enclosed in stainless steel – including both the housing and sonic converter face – and complies with degrees of protection IP68/IP69K. Thus the ultrasonic barrier sensor, consisting of both transmitter and receiver, is particularly suitable for detecting bottles and containers in aseptic applications,

such as bottling operations in H<sub>2</sub>O<sub>2</sub> atmospheres. The M25U fully meets all demands relating to hygienic design in the beverage, food and pharmaceutical industries. The stainless steel enclosure is not just resistant to chemicals and aggressive cleaning agents, but is also resistant to temperature shocks.





## Turck Strengthens Its Management

► **Markus Turck (37)** and **Christian Wolf (35)** were appointed as the new managing directors of the Turck Group. The two graduate industrial engineers have corporate management and representative powers in addition to the current managing directors Werner Turck and Ulrich Turck. With immediate effect, all four managers will therefore be responsible for the management of Turck Holding GmbH, as well as Turck Beteiligungs GmbH. Hans Turck GmbH & Co. KG in Mülheim an der Ruhr, responsible in the Turck Group for sales and marketing, will now be managed by Ulrich Turck and Christian Wolf. Werner Turck GmbH & Co. KG in Halver – responsible for development and production – will be managed by Werner Turck and Markus Turck.



Christian Wolf

Markus Turck

## Ethernet Gateways

► **Ethernet-compatible gateways** with an integrated switch are available immediately as an additional feature for the BL20 I/O system. With the compact and inexpensive BL20 Ethernet gateways, Turck is supporting the trend toward decentralization and is facilitating flexible control solutions even in limited spaces. Economy gateways can be easily integrated into existing communications structures via the standard Ethernet, because the Ethernet is already integrated as a native and inexpensive interface into most control systems, from the PC to the touch panel. Furthermore, the new BL20 gateways represent the most inexpensive remote I/O solution for the IP20 degree of protection currently on the market. Just 33 mm wide, the gateways have a power supply unit as well as a switch on board, making them easier to install. They are also equipped with two RJ45 ports and support conventional Ethernet bus protocols Modbus TCP and Ethernet/IP.

## Highest Switching Distances

► **With the models EG08, Q08 and Q80 models**, Turck is offering three new uprox+ Factor1 sensors with each of the largest measured switching distances in their respective designs. The threaded pipe sensors in the EG08 series can be flush mounted and reliably detect the presence of metal objects starting at a distance of 3 mm. The measured switching distance of the only 8 mm high Q08 sensors has risen to 12 mm for non-flush mounting. The square-shaped Q80 models provide the highest switching distances – up to 80 mm. Thanks to predamping protection, both the Q08 plastic sensors and the Q80 models can be mounted directly on metal. Due to their low profile, the EG08 and the Q08 series are ideally suited for applications with space limitations, regardless of whether in the food or packaging industry.



## 2-Wire and Namur Sensors

► **Turck expanded** its BIM-UNT magnetic field sensor family for position detection of pneumatic cylinders. Besides a two-wire model, a digital Namur version is now available for use in explosion-protected gas zones. This means Turck is one of the few manufacturers that offers Namur sensors also for T Nut cylinders. BIM-UNT sensors can detect all magnets in any conventional pneumatic cylinders without multiple slot switching points so that an inventory of different sensor types for different cylinders is no longer necessary.

## Turck Now with Vision Systems

► **In view of its strategic** evolution as a solution provider, the sensor, fieldbus, interface and connectivity specialist Turck has added vision systems to its product portfolio. Since October, Banner Engineering vision systems have been available in Germany through the Turck's sales organisation. Photoelectric sensors and personnel safety systems have long been sold by Turck, while vision systems were sold directly by the German Banner subsidiary, which will be merged into the Turck sales organization. By adding vision systems to the product portfolio, Turck is once again confirming its position as a provider of both single components and complete solutions for its applications. The new products are not only rounding off the modular BL ident RFID package with vision systems, but are also opening up new areas of application, such as quality assurance. True to our motto: "Sense it – Connect it – Bus it – Solve it."



## Factor 1 for Stacking


► **Turck has developed a new uprox+ sensor** in the Q10S design for the assembly and materials handling industry. The compact Factor 1 sensor, with the dimensions 10 x 10 x 28 mm, has the same high switching distances on all metals and offers many degrees of freedom when it comes to assembly. This means the sensors from this series can be mounted on metal using an intermediate plate made of metal, even directly next to one another. The Q10S achieves a switching distance of 5 mm for flush and partially flush assembly. In the case of fully flush mounting, the switching distance is reduced to 2.3 mm with the same reliable operation so that an additional flush version becomes redundant. The new Q10S sensors are currently available both with PUR cable as well as a pigtail variant with M8x1 plug-in connectors. The housing consists of chemically resistant and




mechanically robust polypropylenes. The sensor operates in a temperature range of -30°C...+85°C.

## Diagnostic Power Conditioner System for FF

► **DPC-49-DU** is Turck's latest addition to its Diagnostic Power Conditioner family for Foundation Fieldbus. To ensure system integrity, the Diagnostic Unit of the DU version offers the same functionality as the ADU model (Advanced Diagnostic Unit) introduced last year, which also permits physical layer and protocol diagnosis. The Diagnostic Power Conditioner has an integrated diagnosis unit that can discover the system disruptions, for example, in one of the voltage supply modules. The device displays the diagnosis via a potential-free relay contact. The DPC system permits efficient segment planning and feeds FF segments redundantly, each with a maximum of 800mA output current and 30 VDC output voltage. With this performance data, the Power Conditioner itself can supply long distance segments with numerous subscribers with no problem at all.







## Specialists for Granulates

► **Turck has launched the BCC sensor series** especially for the level measurement of plastic granulates. The BCC capacitive sensors can detect even the smallest grain sizes. In addition, they offer a high EMC protection and are particularly insensitive to electrostatic discharge (ESD). This is a frequent problem that causes sensor failure with plastic granulates in pipe systems and silos. Another challenge in the level measuring of plastic granulate is mounting in metal flanges, which prevents unrestricted detection and the fault-free operation of the electronics, since the lateral predamping drastically reduces the switching distance. The BCC sensors are also able to effectively switch off this disruptive effect using a lateral screen and an integrated analysis unit.

## Safety Controller

► **Turck's new SC22-3** safety controller is an efficient solution for connecting several safety devices to machine controls. The controller, developed by partner Banner Engineering, eliminates the need for several dedicated safety relays and integrates input devices such as emergency stop switches, light screens, two-hand controls, interlocking switches or safety mats in the machine control. A total of 22 contact-based and PNP solid-state inputs can be monitored so that a broad range of input types for safety and non-safety devices can be covered. Each input can be assigned to one of the three dual-channel safety outputs. A combination of LCD display and status LEDs provides the user with information at any time about power supply, error states, output status and communication with the PC.



## Director Product Management PA

► **Ryan Kromhout** has assumed overall responsibility for product management in the process automation division. The 35-year-old previously worked as a product manager for Interface technology for the Germany-based automation specialist. Before transferring to Turck, Kromhout worked for a well-known process automation company in sales and marketing positions.



**Ryan Kromhout**

Frank Rohn, who was recently manager of product management in the personnel union and of sales in the field of process automation, has assumed the sales and marketing responsibility across a broad range of fields. Rohn is also responsible for PA sales for all outside European markets, except China and the USA. The sales regions in Germany and Europe and worldwide sales in the factory automation business division will now be headed up by Christoph Zöller.

## Robust Cable

► **Turck has expanded** its cable product line for the BIM-UNT sensor family for detecting the position of pneumatic cylinders. In addition to the standard PUR cable which is particularly suitable for applications with E-chains and resistant to oils and cooling lubricants, Turck now offers a heat-resistant, food safe and chemically resistant cable for the sensors. The halogen-free, cross-linked by radiation, flame-resistant and touch-heat resistant cable is suitable for use in the welding industry. For applications in which chemical resistance, certification for food applications or special temperature stability is required, Turck is offering the cable quality S1165 (TPE).

► Webcode

**more20810e**

BL compact allows customized signal combinations for a multitude of I/O tasks



## Tailor-Made

Rugged I/O block modules from the new BL compact series offer a variety of I/Os in a compact housing





## ▶ Quick read

I/O systems are increasingly being installed outside the control cabinet and in direct proximity to sensors and actuators, which demands that they be rugged, efficient and user-friendly. With the new BL compact Block I/Os, Turck is supporting this trend and adding flexible Block I/Os for analog and digital signals to its IP67 product line. These combine the variety of the modular BL67 systems in a very small space in a completely sealed housing.

**T**he world of automation is evolving at an increasingly faster pace; customer-specific applications – regardless of whether machine manufacturing, production or logistics – are becoming more complex and challenging. Those seeking cost-effective integration of machines cannot ignore flexible solutions that allow workpiece or workflow changes at a low cost and with short retrofitting times, which in fact increase machine capacity. Sensor, connection and fieldbus solutions used should not be pushed to the back of the queue. With its new field-proven I/O solutions, Turck is now responding to the growing trend of bringing together as many varied applications as possible with the most cost-efficient automation strategies.

### Large variety, small package

Based on its tried-and-true modular BL67 I/O systems, the automation specialist is launching a new series of rugged I/O modules: the BL compact fieldbus family. In doing so, Turck is using its existing BL67 I/O portfolio and combining the electronics from different BL67 modules, including gateways, in a unique housing. The compact stations combine connections for up to 16 digital or analog input signals, regardless of whether they are simple, discrete signals or special applications such as RFID, with distinctive monitoring and diagnosis functions. The

fieldbus modules initially available for Profibus DP and DeviceNet allow end users to reach the next step towards decentralized automation – and to do so cost effectively. Even under tough electrical and mechanical conditions, these modules can be connected directly to the machine in a rugged industrial environment.

While Turck's BL67 – consisting of a gateway and stackable I/O modules – continues to offer an unbeatable variety of signal combinations and fieldbus interfaces, BL compact can be mounted where limited space is available. A BL67 station can be used to process many different signals, but requires more space for mounting than BL compact. If only a small number of specific signal combinations needs to be processed, BL compact's limited space requirements and simple assembly provide a viable alternative.

The plastic housing of the BL compact series is completely sealed with epoxy resin and meets the requirements of the IP67 protection class. It is initially available in three sizes each with varying connection profiles. Alternatively, it can be equipped with M8, M12, or M16 metal plug-in connectors for the full plug-and-play functionality, control for on-site diagnosis and rotary encoding switches for simple address setting. Thus, the I/O modules offer a new degree of application compatibility in the market of compact fieldbus solutions.

### Increased flexibility, low configuration costs

The BL compact series is strategically positioned between the reliable modular stations of the BL67 series and the compact fieldbus modules (FLDP, FDN) from the Turck portfolio. It combines the advantages of modularity with the benefits of cost, installation and low maintenance modules in a new decentralized concept. Market-oriented connection combinations (XSG-PD, analog inputs/outputs, RS232, RS 485, SSI or RFID) and, on request, possible special customer solutions allow end users a high level of flexibility even at low levels of expansion in supply chain management – regardless of whether in the machine manufacturing, automobile, packaging or food industries.

Thanks to its coherent modular concept, Turck has integrated the complexity of hybrid fieldbus solutions normally handled by the customer into its own production processes. The customer now receives a tailor-made solution right off the rack at a competitive price. In addition to the procurement costs, the BL compact solution can provide impress with further savings in processing costs. Compared to hybrid fieldbus systems, storage is easier because space no longer has to be reserved for each individual I/O module, including the gateway. Furthermore, a module that is precisely tailored to the application can be installed without engineering or assembly work, which above all results in a time advantage particularly with the use of numerous fieldbus stations. The



use of new modules will pay off anywhere that new I/Os are to be integrated into existing control system solutions in the foreseeable future.

### 26 variations to start with

The Profibus DP and DeviceNet bus protocols used most often in production automation will initially support 26 different housing and connection configurations at the time of market launch in November. In the future, Turck will offer CANopen and Ethernet-based I/O solutions (Modbus/TCP and Ethernet/IP) in this design. Due to the modular concept, the customer can also have tailor-made I/O block



BL compact is based on Turck's tried-and-true BL67 I/O system and combines the electronics of different BL67 modules into a fully encapsulated housing



modules assembled. And should the market require certain module combinations that are not yet part of the portfolio, Turck can assemble these in just a few weeks.

Even intelligent actuators and sensors, such as valve clusters or optical sensors via an I/O link interface, will be installed in the future using BL compact. With the inclusion of this interface in the BL compact product family, Turck is not only rounding off its comprehensive fieldbus portfolio, but also highlighting its claim as a competent solution partner that offers its customers complete automation strategies. From a multitude of pressure, ultrasound or temperature sensors to flexible interface modules

from the BL compact series, end users can rely on complete I/O link solutions from Turck.

### Summary

With the BL compact rugged I/O block module series, Turck has created an easy-to-install low-maintenance fieldbus solution that allows users to fully exploit newly emerging automation potentials in rugged industrial environments and to increase their machine capacity based on highly compatible and simple to integrate I/O stations.

► Webcode

more20800e

#### Author



Jörg Kuhlmann is the Director Product Management Fieldbus Division at Turck Germany

Christian Wolf  
promises Turck  
customers  
more time for  
the essentials



## “Understanding the Automation Environment”

KEM editor Denise Froehlich spoke with Christian Wolf, Managing Director of the Turck Group, about the positioning of the automation specialist company

### Mr Wolf, Turck was founded in the sixties. What does Turck stand for today?

Turck has transformed itself from a conventional supplier of sensor components to a supplier of complete automation solutions. Our business is not only to understand the single application, but also the automation environment. This in turn enables us to reduce the “time” factor for the customer. For this you need to understand the automation periphery, you need to know which control tasks are required by the customer and how these have to be networked. We see ourselves as solution partners for our customers, both in factory and in process automation, because we offer complete signal processing solutions.

### Which products provide the actual solutions?

In factory automation, our range of products covers the fields of sensor, fieldbus and connection technology, right up to complete solutions such as RFID, which are also available with compact controllers in the form of programmable gateways. In process automation, we are developing the links between control systems and field devices in all their variants, from point-to-point, to point-to-bus, right up to bus-to-bus processing, i.e. interface, remote I/O and fieldbus technology. In addition to interface technology, such as isolating switching amplifiers or analog data transmitters, Turck offers remote I/O systems for zones 1 and 2, as well as fieldbus solutions for Profibus PA, Foundation Fieldbus, HSE and HART.

### The Turck Group has a very decentralized structure. Which areas are the individual sites responsible for?

While Turck has a decentralized structure worldwide, it also has an integrated system of management. At the same time, every location is charged with a high degree of individual responsibility: The local management has a high degree of self responsibility and utilizes control mechanisms – always with the aim of encouraging an entrepreneurial mindset within the company. Each general manager is responsible for their own profit and loss account. This decentralized structure is particularly important for overseas companies, because these companies best understand their respective markets. The German management has the task of implementing the overall strategy with the general managers locally. In our view, it is critical not to impose a global strategy on



national subsidiaries without taking local requirements into account.

**Doesn't this kind of division give rise to lengthy decision processes? Is it still possible to respond flexibly?**

On the contrary. The decision is made where it belongs, exactly on location. In this respect, we follow the principles of a lean organization: The individual general managers are free to act as required in the local implementation of the strategy, even in key areas. For example, it is not possible to promote the fieldbus everywhere because the degree of automation is not so strongly developed in certain countries and regions. In other markets and regions, sensor technology is subject to enormous price pressure, and customers require an all-round automation partner from the start. This is a requirement we have to meet in order to make a quick return on investment.

**Turck generates around 30 percent of its sales in the automotive industry which is considered the "Rolls Royce" of the automation sector. How do you manage to be one of the top suppliers?**

The only way is by very close customer contact. One part of the business is standard, for example conventional inductive M12 sensors, where large volumes are required. However, the most exciting areas naturally involve special applications on robots or on the painting line where intricate tasks have to be solved. With the automotive customer, the distinction is between companies who are development partners and those who are just component suppliers.

**RFID is a key area at Turck. According to your own statements, you have made the most advances in this field. What does this mean in real terms and what are the future trends?**

Our RFID activities concentrate exclusively on industrial applications. We have no intention of penetrating the consumer sectors, but aim to focus on the automotive industry, machine building, the packaging industry and industrial logistics. For this we have developed rugged components such as tags, write/read heads and interface devices which we have integrated directly in a modular fieldbus system. This means that the RFID processing is implemented directly with a fieldbus coupler. This is located on the fieldbus level in close proximity to the controller.

Right from the start, we have been able to offer our high temperature tag for the automotive industry, a product that previously never existed. This tag can even be run through paint lines at temperatures up to 210 degrees Celsius. Our RFID offering began with the 13.56 Megahertz technology, and we are currently working with UHF technology, as well as the 125 kHz solutions, in order to round off our product portfolio. As far as write/read heads are concerned, we are continuously offering new designs that are optimized for applications, such as for roller conveyors. We also offer a higher level of integration in the existing automation environment.

**Turck invests around 10 percent of its sales in R&D. What are the other challenges that you face?**

We intend to gain a firmer foothold in the field of pressure, temperature and flow sensors, especially in the machine building sector. We also intend to make further developments in the field of linear position sensors, and also in the field of analog measuring. Bus technology allows us to develop further as a solution supplier, penetrating the control technology sector, as well as in the field of industrial identification. IT and automation technology will continue to merge even further, and this is something we must take into account within our strategy. A high R&D investment is very important for us. If you want to maintain an innovation edge, you have to remain one of the top 3 suppliers in each market segment. We manufacture around 70 percent of our products in Germany. If you are number 5 or 6 in the market, this is not very attractive and does not guarantee double-digit annual growth. In the USA, we are market leaders in inductive sensors and connectivity solutions. In China, we are also market leaders in these areas and are now already the number 2 in fieldbus technology. We need to expand this further since this is where the largest automation markets outside Europe are to be found. The outcome of the struggles for new markets, such as in Russia, India, Brazil or the Middle East will be critical. We have already taken a leading position in Eastern Europe because we started at a very early stage. However, it must also be said that our aim to penetrate overseas markets is also based on our intention of strengthening our activities at home in Germany.



“For us, it's not just about understanding individual application of the sensor, rather the automation environment. This, in turn, enables us to reduce the "time" factor for the customer.”

**Christian Wolf**



“A high R&D investment is very important for us. If you want to maintain an innovation edge, you have to remain one of the top 3 suppliers in each market segment.”

**Christian Wolf**



**Author**  
Denise Froehlich is an Editor with the construction trade publication KEM.  
www.kem.de

A good 30 years after the founding of Turck USA, the company is the market leader in inductive sensors and connection technology



## “Made in USA”: A Succ

With customer-specific solutions and fast delivery times, Turck has taken the lead in the largest automation market in the world

**F**actory workers and factory owners, fitness and fast food, rich and poor, Obama and McCain – the United States of America is just as much a country of superlatives as it is of contrasts. About 300 million inhabitants live in 50 states between the 26th and 49th parallels. After China and India, the US has the world’s third largest population in the world.

Undoubtedly, the USA is at the top when it comes to economic performance which is expressed in its gross domestic product of more than US\$13.5 billion. In comparison: Japan follows in second place with a respectable distance of US\$4.4 billion and Germany comes in third at US\$3.3 billion.

### Sales office since 1975

The figures clearly show what potential the American economy has within it. The founders of the Turck Group also recognized this a long time ago when, in the 70s, they first started thinking about expanding the German family-owned and operated company. What is now generally understood as “Globalization”, Turck had already begun pursuing in 1975 with the founding of its first overseas office in the United States.

It was a hard introduction to internationalism at first. Yet a lot has happened in the now more than 33 years that Turck has been represented on the Ameri-





Despite the great distances in the USA, the Turck products are normally delivered to the customer within a week

## ess Story

### ▶ Quick read

The United States of America is not only known as the country of unlimited opportunity, it is also the largest automation market in the world. Turck recognized the opportunities early on and is now the leading company in the US in the fields of inductive sensors and connection technology.



**Turck USA produces an average of 9,000 products a day in a 7,000 sq meter production facility located in Minneapolis, Minnesota**



“In terms of personnel and structure, our organization is able to identify and solve at any time and at short notice the special automation problem of a customer – whether it has to do with standard components, individual product developments or specific system solutions.”

**David A. Lagerstrom,**  
**President & CEO,**  
**Turck USA**

**Turck has transformed itself in the USA from a component supplier to a competent supplier of individual automation solutions**

can market. Today, Turck USA, which is headquartered in Minneapolis, MN, is the market leader in the fields of inductive sensors and connection technology. Over 500 employees have contributed to the company's success in sales, marketing, development, production, quality assurance and logistics. The team works in a 7,000 sq m production facility and produces an average of 9,000 products a day.

### Flexible production


“Essential success factors that played a role in our company becoming a world market leader were and are customer-specific solutions and fast delivery times,” explains Dave Lagerstrom, Managing Director at Turck USA. “In terms of personnel and structure, our organization is able to identify and solve at any time and at short notice the special automation problem of a customer – whether it has to do with standard components, individual product developments or specific system solutions.” In order to make improvements in this regard, the company has implemented a system that facilitates the rapid development and modification of products. It enables company engineers to develop up to 200 new solution variations within one week.

Usually, the products are delivered to the customer within a week. With the short delivery times and the multitude of individual product ideas and system solutions, Turck has set itself apart from its competitors. “In order to further increase our flexibility and speed on the market, we started up a modern extrusion coating plant in 2008,” says Guido Frohnhaus, Vice President of Technology at Turck USA. Despite modern production machines, however, the key to success is still an efficient workforce, because the majority of the products, especially in the area of connection technology, can only be produced manually.

The entire production line is geared toward being able to handle each project individually and to meet market requirements. That is how Turck customers have the opportunity – primarily with more complex tasks – to have the solution proposals from the system specialists adapted to their respective applications directly at the factory without having to involve another supplier. This eliminates one step in the supply

chain and facilitates fast, more reliable and cost effective solutions.

In most other countries, the company's sales offices are set up for direct sales, however the US sales office had to be structured differently due to the size of the country. It also benefits from the application know-how and the solution competency of the specialists in Minneapolis. That is why the Turck sales office in the USA decided early on to work together





**Manual work with computer support: The expert interplay between human and technology is the key to success on the American market**



with a dense network of distribution partners. Thousands of independent sales partners hit the road every day to introduce the right solutions to potential customers. That is how sales representatives become familiar with the customer's applications on site, which makes it possible to offer just the right products and solutions that the customer is looking for. The sales representatives have the opportunity at any time to ask the Turck product managers for

advice if it's about finding the right configuration for a project. "The technical competence of our product specialists goes far beyond simple product knowledge," says Lagerstrom. "They make process flows clear and can support customers and sales when it comes to considering an application in its entirety. This is invaluable when looking for the right solutions and represents incomparable added value for the customer."

### **Solution competency**

Commitment and solution competency has helped to successfully transform Turck in the USA from a component supplier to a competent supplier of individual automation solutions. With this strategy, the company was able to work its way to the top of the fastest and most innovative market in the world in the fields of inductive sensors and connection technology – a success that is motivational worldwide.

#### **Author**



Karen Keller is Marketing Coordinator at Turck Inc. in Minneapolis, USA



► Webcode

**more20840e**

In Turck's BL ident RFID system, interference-free HF and far-ranging UHF technology can be used simultaneously




## Freedom of Choice

The expanded BL ident RFID system permits customized identification solutions for production and logistics processes



**W**hile RFID has been used in industrial production in only a number of systems over the last two decades, today, the contact-free identification technology has become more and more of a standard in production technology. The development of different technologies and standards has contributed to this increase considerably. In the beginning, in addition to proprietary solutions (frequencies around 1.5 MHz), only systems with 125 or 250 kHz were used as the open standard. However, users are now spoiled for choice between numerous frequencies. Each has its specific strengths for certain applications.



**Production example: In the candy machines from Winkler and Dünnebier, RFID guarantees that there is an overview of all forms used at all times**

## Different frequency ranges

The single standard frequencies – the only ones for years - in the range of 125 and 250 kHz were most familiar to manufacturers because almost every inductive sensor had been working in this frequency range for decades. The limited selection made it easy for many users to make the “right” choice, even if compromises were necessary in the process. Today, RFID systems function in a range from 125 kHz to 13.56 and 433 MHz - even up to 5.8 GHz in accordance to the most varying standards. This makes selecting RFID much more difficult and requires considerable technical expertise. All of these variations are justified – depending on the respective application. For the right selection, the user or system integrator should take a close look at the application in order to decide which system is the right one. Depending on the frequency, there are different criteria that have to be observed.

First of all, if you take a look at the ratio between the maximum transmission power permitted and the possible disruptive factors, the decision lies in selecting high frequencies in order to avoid possible mutual influence. In this case, we are referring to solutions in the UHF range between 400 and 900 MHz, as well as in the microwave range with 2.45 and 5.8 GHz. Depending on the design, the high frequencies can permit ranges of up to 100 m.

### Long range has limitations

In the case of many applications, however, high frequencies lead to considerable difficulties. Therefore, the higher the frequency, the more energy is absorbed through the polar fluids, such as water (that is precisely why a microwave oven is ideal for heating up). This means its use in the food and beverage production - or better said, anywhere where moisture develops - is considerably limited or even impossible.

Other problems could occur in a metal environment. Here, the waves are reflected and



**Logistics example: The RFID system ensures transparency in the organization and the consignment of goods at the Brax-Leineweber Logistics Center**

partially bundled so that the originally desired data carrier card reader is shifted physically and fragmented which can lead to incorrect readings due to falsely addressed data carriers. Systems in the HF range (13.56 MHz) are clearly advantageous in this case. They may offer ranges of “only” a maximum of 100 cm, however, they are largely insensitive to moisture. The absorption of field energy through a metallic environment does have an adverse effect on these frequencies, but some designs, including the one by Turck, provide data carriers that are equipped with ferrite foils and can be mounted directly onto the metal. Alternatively, it is sufficient to mount conventional data carriers with sufficient distance to the metal (minimum 20 to 30 mm).

Systems in the 125 kHz range can be used particularly effectively in a metallic environment. Here, there are even a few special designs that can be used to read out and write the data carrier straight through the metal. The disadvantage with these systems, however, is the low fluctuation voltage distance

### ▶ Quick read

RFID systems offer many options for handling logistics and production processes more efficiently – if the system is working in the frequency range that is optimal for the application. With the current expansions of its modular BL ident RFID Systems, Turck now permits parallel use of interference-free HF and far-ranging UHF technology.



**Data carriers for special uses at high temperatures in engine production, in autoclaves and on metal (from left)**

because many emissions in the industrial environment occur in this frequency range. Thus, many inductive sensors work with similar frequencies and with the same outputs, which can lead to the stronger one winning out.

Another disadvantage of the LF systems is the relatively low transmission rate. For fast applications or so-called "on-the-fly" read and write operations, in which the processes are executed in motion, these systems can only be used to a very limited extent. In order to be able to realize extremely short cycle times and high processing speeds, the data carrier must be wrote and read in the shortest time possible. For such applications, systems in the 13.56MHz range are indispensable. Due to the higher frequency, considerably more information can be modulated on

the carrier wave so that the volume of the data to be transferred per second increases.

**BL ident combines frequencies**

The designs show that the selection of an appropriate RFID system is not trivial for certain applications. If different requirements are to be combined, up to now, the user frequently had to be satisfied with compromises. With the current expansion of its BL ident RFID systems, Turck is now offering the option of combining the benefits of HF and the UHF technology into one system. The kicker: An expensive configuration is not necessary for parallel operation; it is sufficient, for example, to connect a UHF reading head to an existing HF system. The considerably increased range of up to three meters expands the application spectrum enormously. If BL ident has been primarily used for production control, the large ranges and the ability to detect groups now also permit its efficient use in distribution and logistics, as well as in the entire supply chain management. At the SPS/IPC/Drives trade show in Nuremberg, Turck introduced the first two UHF read heads, measuring 260 x 260 mm for ranges up to three meters, as well as 80 x 80 mm for ranges up to one meter.

**Universal RFID components**

The option of being able to use a second frequency, in addition to the 13.56 MHz frequency optimal for industrial production processes, is the result of the continual advancement of the BL ident package in close collaboration with the customer. The RFID system launched in April 2006

**RFID frequency and areas of application**

Frequency type	Frequency range	Range	Areas of application
LF low frequency	100-135 kHz	up to 2 m	Logistics, access control, distribution, animal identification
HF high frequency	13.56 MHz	up to 1 m	Logistics, intralogistics, packages, high frequency packaging, automotive, production, automation
UHF ultra high frequency	865-868 MHz (Europe) 902-928 MHz (USA)	up to 10 m	Automotive, production, goods logistics, EPC code automation
Microwave	2.45 GHz	up to 12 m (passive) up to 100 m (active)	Automobile toll systems





The BL ident RFID system can be easily integrated into the automation structure via the BL67, BL20 and BL compact I/O systems

has been routinely expanded with application-specific modules that provide users with the solution to their identification issues.

For example, in addition to standard data carriers for temperatures up to 120 °C, Turck data carriers are available for up to 210 °C. This means that the data carriers can accompany a skid through the oven during the paint baking phase in automobile production. Additional special solutions are available for use in autoclaves. The screw-in data carriers withstand the combination of heat, moisture and pressure. Among the newest developments are the FRAM data carriers with a memory of 8 kbyte, as well as data carriers that can be mounted on metal.

BL ident provides an extensive selection of standard read-write heads, ranging from a sensor housing to application-specific solutions, like for use in gravity roller conveyors. The Q80 fits precisely in the space between the rollers of an 80 cm wide standard roller conveyor. The Q80 can also handle "group detection," in other words, it is able to identify numerous data carriers simultaneously.

The BL ident product family is based on the modular I/O systems: BL67, BL compact and BL20C, and consists of connection technology and gateways in addition to data carriers and read-write heads. Thanks to its modular design, the RFID

system can be easily integrated into existing Turck I/O solutions. Depending on the expansion phase, two, four, six or eight channels are available. Fieldbus interfaces are available for Profibus DP, DeviceNet, EtherNet/IP, PROFINET I/O and Modbus TCP.

### Compact control in gateway

As an expansion to the interface components, Turck is offering programmable gateways. The compact control systems can be programmed in accordance to IEC 61131-3 with CoDeSys and support the growing demand for decentralized automation solutions. The heart of the gateway is a 32-bit RISC processor with 512 kbyte program memory, which processes 1,000 AWL commands in less than a millisecond. As a programming interface, an RS232 interface is also available in addition to the 10/100 Mbit Ethernet.

With its "intelligence," the gateway relieves the higher-level control system because the RFID communication can be entirely handled directly in the gateway. The functional component necessary for SPS (Proxy Ident Block) is listed on site in the programmable gateway. With the higher-level control system, only the user data has to be replaced.

▶ Webcode


more20805e

#### Author



Walter Hein is RFID Product Manager at Turck Germany

In the modular expandable automated production equipment from Gefasoft, Turck's BL ident RFID system ensures transparent production processes



## Keeping Records

Turck's RFID solution BL ident documents the correct production process in the automated loading and unloading system from Gefasoft

**W**e used the first RFID systems in 2000 in car body manufacturing at BMW and for VDO Siemens," says Harald Grünbauer, CEO of Gefasoft Automatisierung und Software GmbH in Regensburg, Germany. "We have adopted the use of this technology, right from the start, because in our work, wireless identification is often an ideal addition," emphasizes Grünbauer.

Within the Gefasoft Group, the Regensburg subsidiary is responsible for development, production and sales of complex control systems that are primarily used in the automobile and semiconductor industry. The company also manufactures assembly and automated measuring equipment. Besides RFID, core competencies here include applications with modern image processing and laser systems.

### Modular assembly system

For a well-known customer from the semiconductor industry, the specialists from Regensburg have developed an automated loading and unloading system for the manufacturing of multi-chip modules. This system links numerous wire bonders and simultaneously handles quality control of the bonded chip modules. The machine has a modular design and consists of one loading and unloading module with three magazine handling stations, transfer paths on the wire bonder, as well as the transverse and reverse transport routes for the parts carrier. Before handlers transfer the processed chip modules to the good parts magazine, they are checked for correct wiring using RFID and image processing. A reject parts punch marks the defective parts with a hole on a determined position.





**Challenge:** Project engineer Markus Müller had to house the data carrier in the metal of the part



**The loading and unloading station is the heart of the Gefasoft system**



**The data carrier shows each process step that has been taken or is still outstanding**

The parts carrier and the corresponding stations are equipped with the BL ident RFID system from Turck, which is connected to the plant's control system via Profibus DP. Overall, six read and write points are currently integrated in the system: one on the ramp of the loading area, one on each in the maintenance positions in front

of the three wire bonders, one with the transverse transport and one in front of the reject part punch. "In the system expansion phase that is now complete, we could also have handled the identification of the parts carrier with alternative technologies," explains CEO Grünbauer, "but precisely because of the modularity and expansion capability of the


### ▶ Quick read

As a specialist for manufacturing automation, image processing and identification, Gefasoft has made a name for itself among the major manufacturers in the automotive and semiconductor industry. In its use of RFID, the Regensburg-based company also has many years of experience with systems from different manufacturers – and now prefer to use BL ident from Turck for its assembly and automated measuring equipment.



“With what we have experienced, we will also use the RFID solution from Turck in our systems in the future.”

**Harald Grünbauer,**  
Gefasoft



**The complete placement and processing of parts is documented on the data carrier (in the photo under the yellow read-write head) in the parts carrier**

system, we decided in favor of the RFID technology. It means that the system can be easily upgraded.”

### Data carriers in metal

Before making the decision to go with the BL ident system, project engineer Markus Müller tested numerous solutions from several suppliers. “I was very excited at how stably the Turck system operated,” explains Müller. “The other systems had continual difficulties both with regard to connecting to the controller, as well as with the stability.” One reason for the problems could have been the unusual positioning of the data carrier directly in the metal of the parts carrier. For stability reasons, it could only be made of steel with a hardened surface.

“We have a metal contact between the parts carrier and the data carrier. This should not actually be the case, but due to general construction conditions, the data carrier could not be mounted on its own nor positioned otherwise. And our tests showed that the Turck system had no problem with this issue, it functioned on the first go,” explains Müller happily. Turck now offers special data carriers for installation on or in metal. The system has now been working for almost one year in double and triple shift operation and there have not yet been any outages.

The first read-write location is located on the outlet of the loading machine. Here, the data carrier receives information as to whether all designated components were successfully mounted and can be further processed. If the four points in the parts carrier are properly filled, the content of the data carrier is added so it includes the processing release. Information concerning the successful or unsuccessful processing of each component is added on the following processing stations. Finally, on the last RFID station, the data is exported and the individual parts are forwarded by the operator either to the good parts magazine or the reject parts punch, depending on their classification on the data carrier. The production data is archived per batch in a report file.

### Summary

For its automated production systems, Gefasoft searched for a stable RFID system that has a modular and expandable design and is easy to connect to the control system. With BL ident from Turck, the Regensburg specialists found a system that meets all the requirements. BL ident was even able to master the challenge of mounting the data carrier. For Harald Grünbauer, reason enough to continue building on BL ident. “With what we have experienced, we will also use the RFID solution from Turck in our systems in the future,” promises the CEO.

#### Author



Achim Weber is a  
Sales Specialist at  
Turck Germany

### Documentation of the process steps

Gefasoft uses the RFID technology in order to document all process steps directly on the parts carrier.



# TURCK

## Industrial Automation

# THE FULL RANGE

[www.turck.com](http://www.turck.com)

### CONNECTIVITY

#### INDUCTIVE

#### FLUID

#### PHOTOELECTRIC

#### IP20

#### IP67

#### RFID-SYSTEM

- **Precise detection**  
Also under the most adverse conditions. The complete programme includes sensors and components for all applications.
- **Safe connections**  
From connectors right up to actuator/sensor boxes: The connection technology portfolio made by TURCK leaves nothing to be desired.
- **Perfect transmission**  
No matter which fieldbus you use: TURCK offers a complete programme for fieldbus technology.
- **Efficient automation**  
RFID is only one example of how TURCK products and know-how guarantee optimal automation solutions for your systems.

***Sense it! Connect it! Bus it! Solve it!***

**Hans Turck GmbH & Co. KG**  
Witzlebenstraße 7, 45472 Mülheim/Ruhr  
Tel. +49 (0) 208 4952-0, Fax -264  
E-Mail [more@turck.com](mailto:more@turck.com), [www.turck.com](http://www.turck.com)

Each parts carrier on the overhead track is equipped with a high temperature tag



## Just-in-Time

Volvo supplier Tower Automotive increases production with high temperature BL ident RFID system

**S**ince 2004, Tower Automotive has been operating a production facility just 3 kilometers away from the Volvo production facility in the Belgian city of Ghent. It produces parts for the V50 and S40 Volvo models and delivers them directly to Volvo's production facility. Molded parts are delivered by rail from Sweden and then combined in Ghent to form flooring, roofs and suspen-

sion components, as well as doors and trunk lids, mainly through welding. The facility has a production capacity of 220,000 parts per year.

"We produce parts for about 700 cars that are delivered to the Volvo facility every day," says Luc Willems, maintenance engineer at Tower Automotive. "Our production is set up for minimum storage and warehousing. We always have to have a sufficient reserve of parts for a production period of 6 hours; overall our warehouse can store a reserve for a maximum of 18 hours." The Volvo parts are transported by trucks that make about 70 deliveries per day. In order to guarantee the necessary flexibility and punctual "Just-in-Time" deliveries, the company must ensure that production runs reliably. To this end, production is primarily automated using more than 180 ABB robots.

### ▶ Quick read

Tower Automotive ranks among the largest independent auto suppliers in the world. Its factory in Ghent, Belgium, that delivers molded parts to the neighboring Volvo factory, had been looking for a new RFID system that would finally make zero-error identification possible – and found one.





**Thanks to the Turck RFID system, Tower Automotive was not only able to increase production at the same cost, but also make it more reliable**



**RFID modules are integrated into the automation network at Tower Automotive via the BL67 I/O system with PROFIBUS gateway**

In a heavily automated facility like that of Tower Automotive in Ghent, the speed of the internal conveyor chain contributes considerably to an efficient production process. Important to this is transparent production, what we call "tracking & tracing". Planners at Tower Automotive planned for this task by installing RFID. The system first used, however, had an error rate of 0.5 percent per shift, which was not acceptable, so a new solution had to be found. "The biggest challenge in our process are the extremely high temperatures that many RFID systems have trouble with," explains Willems. "The parts equipped with tags are ultimately supposed to go through ovens operating at 180 °C. This begs the question of what happens to the electronics of the RFID tags under these extreme temperatures."

## High temperature challenge

After researching the market for suitable products, the decision-makers at Tower Automotive went for the BL ident RFID system from Turck, which can withstand extreme temperatures of -40 to +210°C. "In addition to temperature resistance, a deciding factor for us was that BL ident is an open system that can work independently of a PLC and was developed particularly for industrial automation," comments Willems. BL ident works with a frequency of 13.56 MHz. "This worldwide standard on a very high, low-noise frequency fit perfectly in the concept of the entire system."

After negative experiences with the first system, the Turck solution was thoroughly tested in advance. "As part of the testing process, we hung the tags for ten days in an oven at 180 °C.

Even after this hardness test, the system functioned perfectly," describes Willems. And while other solutions first had to cool down, the Turck tags can be read and written directly after leaving the oven. For the heat-resistant tags, Turck developed a special housing that is easy to assemble and disassemble. Turck guarantees a service life of ten years if its products are used in accordance to the specifications. Currently, a total of 240 tags are in use at Tower Automotive.

BL ident is an open system that can communicate with all traditional fieldbuses. Turck offers interfaces for PROFIBUS DP, DeviceNet, Modbus TCP, Profinet and EtherNet/IP. Each interface has its own data memory and adapts automatically to the respective application. Due to its modular design, a BL ident station with 2, 4, 6 or 8 channels can be used. The RFID modules can also be additionally adjusted in terms of software so that each channel works with a read/write head separately in parallel/multiplex mode. This is particularly important for applications where two read/write heads are located very closely to one another, like when a conveyor chain splits into several chains.

## Increase in efficiency

"Where many traditional RFID systems only permit static writing and reading, with the BL ident system, both reading and writing are possible while the tags are in motion (on the fly). This issue was important to us," says Willems. The FRAM memory (ferro-magnetic RAM) used in the factory make faster data transmission possible and requires very little maintenance. Depending on the tag and the data volume, the BL ident system can process read and write cycles at a speed of 10 m/s. "We were able to reduce the read-write time per station by almost two seconds using the FRAM tags, which enabled us to speed up the conveyor chain – because stops for reading and writing are no longer necessary," resumes Willems, "this naturally resulted in higher production."

► Webcode

more20851e



“We were able to reduce the read-write time per station by almost two seconds using the FRAM tags, which enabled us to speed up the conveyor chain because stops for reading and writing are no longer necessary.”

**Luc Willems,**  
**Tower Automotive**



**Author**

Gino de Koninck is the Technical Commercial Consultant for Belgian Turck Subsidiary Multiprox NV

Clever solution:  
Two measuring light curtains identify the contours of the molding to be painted







The spray nozzles must approach the molding precisely so that a high quality coat of paint is guaranteed

# Molding Scanner

Light curtains from Turck control spray guns for coating chrome moldings in the automobile industry

**D**esigners working in the automobile industry add elegant curves to them, but development engineers focus more on the functionality of the molding and more than a few customers have succumbed solely to the charm of these shiny automobile accessories. There is no question: Glittering automobile moldings, reflective radiator grille borders or shiny chrome roof railings all come in many sizes and shapes and are, in fact, far more diverse than the actual small range of vehicle models.

For motorsport fans, the extras that frequently add pizzazz to an already stylish sports car have represented a particular technological challenge for developers and engineers at Venjakob Maschinenbau GmbH & Co. KG, based in Rheda-Wiedenbrück, Germany. The family-owned and operated company with annual sales of

40 million euros specializes in the manufacturing of systems for surface finishing, as well as conveyor equipment, primarily for the plastics and automobile industry. The company has been commissioned to develop a system for coating aluminum moldings for an automobile supplier. "The problem consisted of controlling three symmetrically arranged paint spray guns in real time so that as little of the sinfully expensive coating liquid is wasted as possible. And at a processing speed of 25 meters per minute," recalls Gert große Deters, who is responsible for electrical planning at Venjakob.

Because the coating solution used consists of almost 90 percent isopropanol, which vaporizes after just a few seconds, it quickly became clear that technical implementation would depend on extremely precise time and spatial control of the spray nozzles. "Each small swerve of the spray guns, each unin-

## ▶ Quick read

When it comes to painting automobile moldings, precise control of the paint spray gun is very important for quality. In view of high processing speeds and complex molding profiles, this type of work has represented a major challenge for developers and system engineers. Engineers from the company Venjakob Maschinenbau GmbH & Co. KG have been using measuring light curtains from Turck for this difficult job – and are as excited about the solution as its customers.



The molding on the parts carrier is directly blocked by the controller so that the contour of the molding is correctly recorded



“The entire system is compact, small, has a display and can be easily connected to the Siemens S7 controller. There is rhyme and reason to it. I am totally excited and so are our customers.”

**Gert große Deters,  
Venjakob**

tentional inclined position of the nozzle head or even small drops of paint immediately become quality problems. The paint stream must be applied precisely in the middle of the surface of the molding,” explains große Deters.

It quickly became obvious how demanding this job was when it came to measuring the most varying and truly complex molding profiles with the required resolution of five millimeters. Initial attempts with laser removal measuring systems failed totally on all different and non-sufficiently reproducible reflection properties of the aluminum moldings. Even an ultrasound measurement arrangement was proven as not very suitable for use.

### Precise measuring results

The technical break-through was achieved in the end by using two measuring light curtains from the Turck product line. “Suddenly, we had precise measuring results with excellent additional functions. We were able to do practically everything that we could only have dreamed of beforehand,” says große Deters. With two analog and digital outputs each, including an active or a power supplying 20mA-output, separate and unnecessary paint streams can be blocked as desired, which makes the arrangement very

flexible. This means that adapting the system to the various molding profiles is easy to do.

Another good reason for going with the EZ Array light curtains, which were developed by Turck’s optics partner Banner, was the compact design of the device with an integrated controller. It also had an excellent cost/benefit ratio. The two-part light curtain makes start-up easy. All of the evaluation electronics are integrated into the receiver housing; the electronics can be configured via 6 DIP switches. A three-digit display and an LED bar graph display the status and orientation of sender and recipient on site.

As an option, parameters can also be set using the software provided on the receiver. The RS485 interface is used for this purpose and also for transferring data to the modbus RTU protocol. Because all the evaluation electronics are integrated in the receiver, an external controller is not necessary. As the only device of its class, the EZ-Array can be used in a temperature range of between -40 to +70 °C. Thanks to an anodized aluminum housing, the light curtain is also ideal for use in rugged environments.

“The entire system is compact, small, and has a nice display, as well as two digital outputs and can be easily connected to the Siemens S7 controller. There is rhyme and reason to it. I am exci-






The EZ Arrays have an integrated controller

### EZ-Array: A Clever Light Curtain

The EZ-Array measuring light curtain from Turck partner Banner is ideally suited for applications such as hole detection, size/profile recording, edge and center guidance, slack control or parts counting. At a resolution of 5 mm, users have the choice between two PNP and NPN switching outputs as well as 0 to 10V and 4 to 20mA analog outputs. The EZ-Array can be adjusted to almost any application above the 5 mm limit. The light curtain identifies, in various operating modes, the first, last or central paint stream, the number of blocked paint streams, blocks, inversions and blanking. That way the device can be used to detect holes, measure contours, control edges or measure objects.



ted and so are our customers,” says große Deters enthusiastically. The experts from Venjakob see huge advantages in the built-in EZ Array controller with regard to maintenance-friendliness and the possibility of quick responses in case of technical problems. “If problems occur in the system, our customers require that we respond within six hours. We have to eliminate the problem within twelve hours,” comments große Deters. “Initially sending a potentially defective controller to the manufacturer, like with solutions from other suppliers, cannot be afforded.” With Turck light curtains, the controller can simply be reprogrammed and subsequently sent to the customer. It’s as straightforward as that. However, such a scenario has so far remained theory because as yet, there have been no problems with the Turck technology.

### 18 months error-free

With this system, a Venjakob paint spray line for automobile moldings at the aluminum manufacturing facility in Böhmenkirch, Germany, has been working completely smoothly for 18 months. The company, which counts all the major automobile manufacturers among its customers, coats automobile moldings using a patented process that prevents the chromed surfaces from tarnishing even when they are exposed to wind and weather over many years.

Originally built as a test facility, the almost 40 meter long paint line has put test operations behind it in the meantime. Before the moldings moves through the line, the system runs at a speed of 25 meters per minute in order to fastidiously clean the line of dirt and dust. A cleaning station takes care of this job right from the start. Powerful nozzles blast ionized air onto the molding, permanently removing dust and dirt. Afterwards, in a dust-proof room, two Turck light curtains, positioned perpendicular to each other, measure the molding in five-millimeter grids. The result is an exact virtual, high-resolution image of the profile. Using the recorded data, the three spray guns used for the coating are controlled with great precision in real-time. A subsequent burn-in process at 180 °C makes to coating weather-resistant.

What looks comparatively easy at first glance required a great deal of innovative detail work in the past several months. That’s why große Deters proudly refers to a self-developed software that is used to identify and virtually shield molding strips that are not to be coated. Today, thanks to Turck technology, the clever Venjakob system replaces a paint line in which coatings are applied at a quality level that could once only be achieved manually. It is no wonder that representatives from the major automobile manufacturers are “excitedly” waiting in line in Böhmenkirch.

#### Author



René Steiner is a Sales Specialist at Turck Germany

Energy for the Olympics: In the Beijing-Guanting wind park, 43 wind turbines are in operation that were built by VENSYS Energy AG in Saarland, Germany – using inductive uprox+ sensors



## Nose to the Wind

uprox+ sensors control the rotor position on VENSYS wind turbines

**D**uring the Olympic Summer Games in August 2008, China appeared as an environmentally-friendly host. In addition to the use of solar energy and terrestrial heat, the organizers relied primarily on wind energy, which alone was intended to cover 20 percent of the energy demand of all Olympic event facilities. The electricity is generated in the Beijing-Guanting Wind Park where 43 wind turbines from Chinese wind energy market leader Goldwind are in operation. The wind turbines are provided by VENSYS Energy AG produced 7,000 km away in the city of Saarland, Germany.

### Worldwide growth

VENSYS wind turbines that were built and tested in Saarbrücken, Germany, are currently turning in the Canadian Higgins Mountain Wind Plant, as well as in the German city of Grevenbroich. This year alone, Chinese partner Goldwind is planning to put three plants into operation with more than 1,000 wind turbines. Other licensees are implementing innovative development ideas in Brazil, India, the Czech Republic and Spain.

The market opportunities for VENSYS wind turbines are particularly lucrative because the generator design and construction allows for sufficient wind production even in low wind regions, believes Board member Dietmar Knuenz. The exciter field is generated by the permanent magnets made of neodymium-iron-boron (NdFeB) attached directly on the rotor shaft. Therefore, energy normally used to excite the rotor can now be sent to the grid. "In the design of our wind turbines, we rely on constant part reduction by limiting turbine construction to a few high quality and tested components," explains Knuenz. "The VENSYS generator fulfills all the functions of the classic drive train. We no longer use high-maintenance components that are prone to malfunction, such as transmissions, intermediate shaft and couplings. By using permanent magnets, we no longer need excitation coils, slip ring transmission and DC generation." The pitch drive with low-wear toothed belts led to further savings, making lubrication and sealing redundant.

VENSYS Energy AG does not only set new standards when it comes to reliability and maintenance-

#### ▶ Quick read

With an innovative generator design, the Saarland-based VENSYS Energy AG made it all the way to Beijing. For the Summer Olympic Games, 43 VENSYS wind turbines – built by the Chinese licensing partner Goldwind – provided environmentally friendly electricity. To achieve this, uprox+ sensors from Turck guaranteed a consistently optimal rotor position.





**All VENSYS plants have a second method of independently recording the rotor speed: It involves two uprox+ sensors working together with a toothed washer**



**Two uprox+ sensors record a special cam to reliably determine the current position of the blade angle**

friendliness, it makes no compromises in terms of safety. With regard to safety, the pitch control system is among the most important components of a wind turbine. The system measures, monitors and controls the working angle of the rotor blades on a wind turbine which can change the power consumption. For example, pitch control allows the rotor blades to turn into the wind when starting up. During operation, the output can be held constant despite changing wind conditions by adjusting the working angle. However, if a storm gets up, the pitch control rotates the rotor blades automatically out of the wind in order to prevent damage.

### Sensors guarantee reliability

"A malfunction can have fatal consequences," says Dr. Stephan Joeckel, Director of Electro-Technology at VENSYS. No wonder that the reliability of the measurement technology in this field is the highest priority. That is the reason why VENSYS Energy AG decided in favor of inductive sensors from Turck. In each wind turbine, six uprox+ sensors – two on each blade – simultaneously determine the precise position of the rotors. To do so, each sensor records the end position of the rotor blades. A seventh sensor

determines the position of the maintenance hatch of the turbine. With the data from all the sensors, the control system then ensures that each rotor blade is in the correct position. The power is transmitted between the motor and the rotor blade via a lubricant-free and maintenance-free toothed belt. In this process, the power is distributed across several teeth, thus minimizing wear and increasing safety and reliability.

In 2007 alone, VENSYS equipped 60 wind turbines with Turck sensors without encountering any difficulties. "So far, we have only had good experiences," confirms Dr. Joeckel. "In addition to the high level of reliability, high quality and an attractive price-performance ratio, the high resistance to the high EMC was also an important factor in the decision in favor of the uprox+ sensors. Because of their direct proximity to the generator of the wind turbines and the risk of lightening, the topic of EMC plays a significant role in this application area."

### Resistant and impermeable

Because wind power plants are frequently located in coastal regions with relatively high particulate concentrations, all plant components must meet particularly high requirements when it comes to impermeability. Here, too, the uprox+ series was able to score some points: In the standard design, the sensors are encapsulated in a chrome-plated brass housing with an IP68 degree of protection and meet the high requirements of the VENSYS developers.

Sensors that are to be used in offshore plants out on the open sea have to be even more resistant to aggressive salty and moist air. While those types of VENSYS wind parks have not yet been developed, the Turck sensors are already best prepared for such a scenario. Even today, uprox+ sensors with enormously resistant and especially impermeable stainless steel housings are being used in the food industry where they have successfully withstood aggressive cleansing agents for years.



“In addition to the high level of reliability, high quality and an attractive price-performance ratio, the high resistance to the high EMC was also an important factor in the decision in favor of the uprox+ sensors.”

**Dr. Stephan Joeckel,**  
**VENSYS**

#### Author



Markus Renner is a Sales Specialist at Turck Germany

The vacuum traverse from Lubas can lift and move steel sheets weighing thousands of tons



## Weight Lifter Extraordinaire

BL67 I/O system and PS pressure sensors guarantee that the 15 t vacuum lifting systems from Lubas operate reliably

**T**wenty meters long, almost 5 meters wide and weighing thousands of tons due to their size and weight, the centimeter-thick steel plates produced and processed in steel mills do not necessarily rank among the things that conventional lifting systems are able to move. In order to be able to safely and comfortably maneuver these steel sheets, powerful solutions from specialist companies are required. Among these specialists is Lubas, a German machine and equipment manufacturer that has made a name for itself when it comes to vacuum lifting systems for extremely heavy loads.

“Our core business involves crossbeams for weights starting at 5,000 kilograms. But we have also built a crossbeam for a steel mill that can lift steel sheets weighing up to 32 tons,” explains Alexia Bockermann, who is responsible for electro-technical planning and installation at Lubas. “There are

very few companies in Germany that can build lifting equipment of this magnitude.” According to Bockermann, however, the company is unique in Germany because of its high vertical range of manufacturing. What distinguishes Lubas: From steel construction planning to steel girder construction, valve engineering and vacuum vulcanization and electronics,



**53 pressure sensors and two BL67 I/O fieldbus stations process the signals from each individual vacuum suction cup**





almost all essential services are provided by this one company.

Among the most powerful mass-produced lifting machines from the Lubas product line are the models from the UniTravMega series, which can lift and transport large-scale sheets up to 18 meters long and weighing over 25 tons. Lubas is currently constructing two UniTravMega crossbeams with a lifting capacity of 15 tons each. These crossbeams are equipped with over 51 large vacuum suction cups arranged in 3 rows and attached to a massive weight-bearing body. The vacuum of each individual suction cup is recorded by Turck pressure sensors from the PS series and shown directly on site via the display. Lubas has installed two BL67 I/O stations to record and forward the measured values to the controller.

## Temperatures in the limit range

The sheer weight of the steel sheets to be transported is not the only challenge faced by the vacuum lifting systems from this machine manufacturer. When it comes to compensating for the oversized sheets, meaning re-heating in industrial ovens and subsequent specific quenching in cold water, temperatures of over 200 °C develop directly on the sheets. These temperatures can damage not only the vacuum suction cups, the steel structure, but also the hose connections and the overall electronics of the lifting systems if they are operated too long without protec-

tion. While the special vulcanized elastomers of the vacuum suction cups can withstand temperatures of up to 250 °C, the electronics built into the top side of the steel structure are considerably more sensitive. "It isn't just that the crossbeam is permanently positioned above the broiling hot sheets, but you have to account for an average temperature of 60 to 70 °C," explains Bockermann. "This already places a high demand on the electronics."

For this special environment, Turck has provided the right solution with the BL67 remote I/O station and pressure sensors from the PS series. "We are building the decentralized concept with the BL67 stations for the first time. We used to do everything using terminal boxes in the control cabinet. Rapid installation using M12 plug-in connectors and electronics modules is a considerable advantage," says Bockermann, when explaining the company's decision to use Turck products. The compact fieldbus stations are an additional advantage: For the BL67, Turck also offers Ethernet gateways that can be



“We wanted to avoid suppliers who go by the motto ‘sell the product and forget the customer’. With Turck, we know that we can get help at any time in case of problems.”

**Alexia Bockermann,**  
Lubas

## Quick read

Vacuum crossbeams from Lubas lift heavy steel that other lifting systems had to give up on long ago. With two modular BL67 fieldbus stations and 53 pressure sensors from the PS series, Turck has developed both a rugged and easy solution that monitors the vacuum of any suction system.

used to connect the lifting systems to the operator's company network. "This gives our customers the opportunity to monitor via their own company network how many tons the crane has moved or how many pipes have gone into production."

Both BL67 stations used in the UniTravMega record the signals from the 53 pressure sensors installed above the vacuum suction cups. Their pivot and swivel displays make it possible to easily and directly check each individual vacuum suction cup and conveniently program them using only 3 push buttons, this makes laptops or other external programming devices redundant. "For security and maintenance of the crossbeam, it is very important to see whether a vacuum is established on each suction cup. Without the pressure sensors and the displays, each suction cup would have to be checked using a test plate. The customer can spare this expense and effort using pressure sensors," explains Bockermann.

In addition to its impressive sensor and fieldbus solutions, Turck's excellent customer service played a central role in the cooperation between Lubas and the Mülheim-based automation specialists. Confirms Bockermann, "we wanted to avoid suppliers who go by the motto 'sell the product and forget the customer'. With Turck, we know that we can get help at any time in case of problems."

## Author



Willibald  
Tschlatscher is a  
Sales Specialist at  
Turck Germany

▶ Webcode

more20854e

Compact intelligence: The BL20 I/O System ensures not only signal distribution, but also houses the CoDeSys control software



## It's All in the Coating

Programmable gateway in BL20 I/O system guarantees down-to-the-degree coating temperature control in printing machines

**W**hether matt black, glossy color or metallic glitter, perfect coatings on magazines, brochures or packaging is not just a matter of individual taste. They attract attention to the magazine on the shelf and give the publication a certain air of authority. The greatest challenge in working with such coatings – mostly UV or dispersion coatings – are the varying processing temperatures with which the coating has to be applied to the print material. Due to the large-volume coating containers used in the industry, the contents can only be slowly brought up to the target temperature, which is a time consuming process. In addition, the coating cools down again as it travels the often long routes between the coating container and the processing. This means that in the end it can

no longer be processed in the optimal temperature range.

With the newly developed Bricort mobile coating temperature control device from Industrie-Automation Vertriebs-GmbH (IAV), based in Rodgau, Germany, these problems are now a thing of the past. The starting point for the development of this product were repeated attempts by print machine manufacturers to build a device that offered considerable benefits compared to the relatively imprecise and energy-intensive method of preparing coatings, explains Guenter Jung, the technical manager of IAV. "We found that there existed among print machine manufacturers a certain pent-up demand with regard to coating temperature control. This is a gap that we have now been able to close with our Bricort system."

Together with the Institut für Druckmaschinen und Druckverfahren (IDD) [Institute for Print Machines and Print Processes] of the Technical University of Darmstadt, automation and engineering specialists spent three years developing a compact temperature control device that can be easily integrated into existing coating systems. The kicker: The system called Bricort measures the temperature of the coating to be processed very close to the finishing location, directly on the so-called "anilox rollers" from which the coating is transferred to the printing substrate via a roller system.



**In a small space in the control cabinet, the Bricort system combines a touch panel with a flow path temperature control device in which the coating is heated up or cooled down**





**Innovation:**  
The coating temperature is recorded using the PT100 directly on the anilox roller (trade show model shown here)

For this purpose, a PT100 temperature system is mounted in the connection nozzle to the anilox roller which continuously reports the output temperature to the controller. This system ensures that there are no temperature fluctuations because of supply piping that is too long. "With the help of Bricort, for the first time coating technicians are now able to maintain narrow temperature tolerances of only  $\pm 0.5$  °C and adjust the temperature as well as the associated viscosity of the coating," explains Jann Neumann, a research scientist at IDD and responsible for the development of the control system.

### "Positively surprised"

In a small space in the control cabinet, the Bricort system consists of an "on-top" multi-lingual, built-in touch panel for entering the desired processing temperature, as well as a flow path temperature control device in which the coating is heated up quickly or cooled down by switching on a cooling device. "This design has a cooling efficiency of only one kilowatt, which is completely sufficient." This represents an incredible energy saving compared to conventional devices with a cooling efficiency of 3 kilowatts and more," says Guenter Jung.

Due to its compact and modular design and the option to integrate additional electronics modules in the system in any sequence, the Turck BL20 remote I/O station quickly turned out to be the ideal solution for developers. "We had mainly been looking for hardware that was compact and could be programmed with CoDeSys," describes controller spe-

cialist Stefan Globig. "In addition, we wanted to protect the programming know-how that was used to create a control system that can maintain the temperature precisely within a range of only 1 °C. The compact controller in the BL20 gateway perfectly protects the CoDeSys program from unauthorized access."

Neumann and Young developed the system's prototypes using control components from National Instruments. "Though the NI components are powerful, they are also too large and expensive for use in mass production," explains IAV technology head Jung, who hired the engineering company of Stefan Globig to handle the electronics and controller design. "The Turck controller in the BL20 gateway is not only very compact, but also ideal for use in mass production in terms of the cost/benefit ratio," explains Jung. "You also can't forget that Turck provided the development software with a large range of finished functional components license-free which enabled us to write the first programming lines within just a few minutes," adds Stefan Globig. "I was positively surprised how well and how quickly the integration of the display from a third party manufacturer functioned in the system."

### Heart of the system

In the IAV temperature control device, the BL20 remote I/O station combines sensors and actuators with the gateway's own controller. Thanks to the TCP modbus protocol, the temperature control device is also directly connected to the control unit in the print machine so that the print and coating process can be controlled using one unit. "Together with the touch panel, the BL20 station functions as the heart of the machine," summarizes Globig.

But the development of Bricort is not the end of the IAV developers' work on fluid automation in coating machines: "We are already thinking about creating an integrated solution that can combine in one machine all components such as coating preparation, coating supply and the associated piping components and parts," explains Jung.



“The Turck controller in the BL20 gateway is not only very compact, but also ideal for serial use in terms of the cost/benefit ratio.”

Guenter Jung, IAV

### ▶ Quick read

With its compact coating temperature control device Bricort the German company Industrie-Automation Vertriebs-GmbH (IAV) has developed an energy-efficient and cost effective solution for maintaining and controlling the exact temperature of printing coatings. The system's core is the modular BL20 I/O system from Turck.

▶ Webcode

more20855e

### Author



Jochen Mark is a Sales Specialist at Turck Germany

Peerless Machinery Corporation incorporated substations onto each of their machines to obtain local control on the plant floor



## Local Control

Distributed I/O cuts installation time in half for snack food equipment manufacturer Peerless Machinery Corporation

**P**eerless Machinery Corporation, [www.the-peerlessgroup.us](http://www.the-peerlessgroup.us), a food equipment manufacturer based in Sydney, Ohio, provides dough mixing and dough makeup equipment, along with cookie and cracker machinery to the baking industry. Whether the machines are used for bagels, muffins, granola bars, cakes or a plethora of other food items, Peerless' mixing machines, bread dividers and dough equipment are vital to the baking and snack food industries. The snack food industry continues to thrive in many nations across the world. According to Daryl Thomas, chairman of the Snack Food Association, [www.sfa.org](http://www.sfa.org), the snack food industry generates \$26 billion dollars in annual sales and is growing at an average rate of 4.5 percent per year.

### Product customization

A hallmark of Peerless' continued success is its ability to custom build machines to its customers' specifications, including mixing bowl capacities and the way they are installed in the frames (tilt geometry), the actual frame designs, refrigeration packages and control systems. Peerless also provides integrated systems for its customers, such as dough handling systems that move dough from the mixer to make-up and forming equipment.

Being versatile may be a cornerstone to the success of the company, but customizing machines for individual customers created some serious challenges for Peerless. This is especially true when designing machines that conform to the size requirements found in the food manufacturing sector, as well as customizing control systems.

The first obstacle Peerless faced was standardizing on a network protocol that would synchronize all systems in order for them to operate in tandem. EtherNet/IP was the network protocol that Peerless chose to use because it provides tighter control and helped Peerless streamline operations. "We see EtherNet/IP as the emerging standard, as it is gaining worldwide acceptance in the industrial sector," says Eric Cruse, Controls Engineer with Peerless. "We also wanted a system that would allow expansion of diagnostic information and provide an open platform for our customers." Although implementing EtherNet/IP gave the company tighter control, Peerless still had a centralized cabinet full of drives and PLCs, and was running lines of conduit with hard-wired cables from its machines to the controllers. Because of the layout of the plant floor, the lines of conduit can be up to 250 feet long, and are sometimes routed to a different floor in the plant altogether.

Another challenge for the company is maintaining a clean manufacturing environment without harming the components that keep the plant up and running. Since all of Peerless' applications are used in the food industry, it is imperative that the machines remain sanitary. High pressure, high temperature washdowns, often using harsh cleaning agents, are necessary to maintain a sterile working environment.





Peerless' mixing machines, bread dividers and dough equipment are vital to the baking and snack food industries

“We chose to use Turck’s BL20 line because it’s easy to troubleshoot at the machine.”

**Eric Cruse, Peerless Machinery Corporation**

## Implementing standard I/O

To address these issues, Peerless chose to implement distributed I/O to remove the main control panel away from the potentially harsh environment. The company accomplished this by creating substations on each machine using Turck USA’s BL20 EtherNet/IP terminal-wired I/O. BL 20 is an IP 20-rated I/O designed for cabinet installation, and provides the company with the local control it needs on the plant floor without the primary control panel. “We chose to use Turck’s BL20 line because it’s easy to troubleshoot at the machine,” adds Cruse. Peerless also uses Turck NEMA4X rated junction boxes within

the distributed I/O structure, and runs all localized sensors and other equipment through these boxes.

Each substation contains one BL20 system that maintains control for one machine, and utilizes Turck fully connectorized cordsets to transfer information from the substation to the main control cabinet. By doing this, Peerless no longer needs to run long lines of conduit and hard-wire each machine to the main control cabinet. “Converting to distributed I/O has cut in-plant installation time in half,” adds Cruse.

## Local support and product flexibility

According to Cruse, implementing a standard I/O structure was the primary reason Peerless chose to use Turck’s distributed I/O products, because it negates the need for constant firmware updates. “We chose Turck because of the local support and delivery they provide, as well as the availability of products,” adds Cruse. “Not only has distributed I/O with a standard network protocol lessened our installation time, plug and play technology has given us the flexibility to put I/O at any point we need to get EtherNet/IP.”

### Quick read

Peerless Machinery Corporation chose to use Turck I/O products within their distributed I/O structure to create substations that puts the control on the plant floor. Turck plug and play technology allows Peerless to put I/O at any point where EtherNet/IP is needed.

### Author



Robb Black is the Vice President of Turck USA Network and Interface Division

► Webcode

more20856e

The gas transfer stations mostly look alike in that they are inconspicuous, just like the interface technology that works inside them



## Hidden Champions

Interface technology from Turck guarantees the efficient supply of gas for southern German gas supply companies erdgas schwaben and Erdgas Südbayern

**T**here are three primary technologies users may choose to transfer signals from field devices in process control systems: Fieldbus technology (also referred to as bus-to-bus), point-to-bus wiring via remote I/O, or direct point-to-

point wiring of field devices with the process control system or controller.

The most modern of the three solution alternatives is fieldbus technology. In this alternative, the field instrumentation is directly coupled to the bus via the communications protocol – either Profibus or Foundation fieldbus. Each field device is an independent subscriber of the communication bus. In the case of point-to-bus wiring, the signals from the field devices are collected at the remote I/O station in the plant, transmitted to a digital protocol and sent via bus cable to the control system. So, instead of needing many analog or digital input and output cards, the PLC or process control system only needs one bus card.

### ▶ Quick read

Interface devices are “hidden champions” in the truest sense of the word. They are mostly hidden in control cabinets or control rooms. Despite the competition from remote I/O and fieldbuses, interface devices are, in many cases, the most efficient solution for transmitting analog process signals for supplying gas.





**Franz Meiser, Erdgas Südbayern, has an eye on everything: "All measuring results are displayed in the display of the 19-inch cards."**



**Temperatures, pressures and other measurement signals are recorded and transferred to the control room via remote service**

Despite all the bus technologies available today, there are still situations in which the use of traditional point-to-point interface technology is still justified. In this method, each signal from each field device is transmitted directly to the control system. The signals are first galvanically separated, then prepared or formed before they arrive from the field to the PLC or the process control system. The purpose of this parting plane is to protect the control system from disruptive signals or undesired transmissions from the field, and to support the explosion protection method. Because each signal reaches the control system separately, it must have the appropriate number of signal inputs and outputs.

### Use in gas supply

If only a few field devices in remote satellite stations need to be connected to the control technology, interface solutions are the best option because remote I/O and fieldbus systems would become cost prohibitive. Gas supply is often such a scenario. "We have to constantly keep an eye on the


current measurement values of our approximately 160 supply locations. In this case, a powerful but not too expensive interface technology is a decisive factor for efficient plant operation. Fieldbus technology would not be a financially feasible option here," says Karl-Heinz Markut, responsible for network control system at erdgas schwaben GmbH. The company supplies natural gas to 165 cities and communities in all of Swabia and parts of Upper Bavaria, Germany, as well as seven natural gas redistribution companies; a total of 5,000 pipelines are connected. Erdgas Südbayern, a nearby gas supply company, supplies natural gas to 247 cities in Upper and Lower Bavaria, as well as 24 municipal redistributors. This provides southern Bavaria with a modern natural gas pipeline network with approximately 800 transfer stations.

Pre-suppliers, such as Bayerngas, transfer the natural gas to the transfer stations within the network of regional suppliers. Both the pre-supplier, as well as the regional supplier, have installed their measurement technology, including meters, in the transfer gas stations. The measurement values are retrieved



“We have purchased completely configured control cabinets from Turck that our employees only have to connect to in the stations. For us, this represents true added value.”

**Karl-Heinz Markut,**  
erdgas schwaben



**Service-oriented: The Turck subsidiary Mechatec provides, according to customer specifications, configured, ready-for-connection control cabinets to erdgas schwaben, completely wired with telecontrol technology along with all documents**

via telecontrol technology and displayed centrally in the control room.

In the transfer stations, the pressure of the incoming gas – about 60 bar in the winter and about 40 bar in the summer – is reduced to a standard pressure of 0.2-1 bar in homes and 10 bar in commercial properties. Because when forming under pressure, temperatures up to minus 20 °C can occur, the stations have heating systems that heat the pipelines up to a temperature of 10-15 °C.

### Measuring and comparing

In order to guarantee smooth operation, certain measured values must be recorded in each station, transferred to the control room and monitored. Among other things, the inlet and the outlet pressure is recorded, the temperature of the gas determined and the impulses from the flow rate sensors for determining the gas volume counted. Additional signals develop when measuring the filling level for the container, the valve position displays and with the dewpoint sensors that permit down-to-the-degree pipe heating. All sensors are installed in zone 1.

According to the motto “Trust is good, checking is better,” Franz Meiser, responsible for the electrical telecommunications technology at Erdgas Südbayern routinely has the measurement values displayed in the control room compared to the results on the measuring points. “For this purpose, we use the Turck interface technology with displays,” says Meiser. “We used to have to read each manometer, each thermometer and each and every measurement directly at the measuring point.

Today, all results are displayed on the 19-inch cards displays. So there is no need to have the specialist on site, any employee can give the measurement values to the control room by telephone.”

### Ready-to-connect control cabinets

At erdgas schwaben, Karl-Heinz Markut does not rely on 19-inch cards, but on DIN rail devices. He had this choice because Turck offers most interface solutions both as DIN rail devices, as well as the 19-inch format. In addition to the quality of Turck interface solutions, its extensive product portfolio impressed the Swabian gas supply company. “We have purchased completely configured control cabinets from Turck that our employees only have to connect to in the stations,” explains Markut. “Besides the interface technology, the control cabinets also contain telecontrol technology constructed in accordance to our specifications, everything is completely wired and equipped with a circuit diagram, as well as all necessary documents. For us, this represents true added value.”

The control cabinets are built by Turck subsidiary Mechatec. Mechatec offers complete customer-specific, electro-mechanical solutions ranging from customized cables to completely pre-installed control cabinets for all areas of industrial automation technology. Therefore, Mechatec perfectly complements the solution packages from Turck, the sensor, fieldbus, connection technology and interface specialist, when there is a need for additional customer-oriented products.

#### Author



Helmut Ambros is a Process Automation Key Account Manager at Turck Germany



# “Global portfolio”

Turck offers its customers a multitude of interface components for separating, forming, processing, converting and adapting analog signals. The devices are available for DIN rails, as well as European cards for 19-inch racks and an IP67 model in the form of IMC cartridges.

## Mr Kromhout, aren't you afraid that interface technology will die out in the future with regard to modern fieldbus technologies?

On the contrary! Many plants in southeast Asia, China, India or Russia will be even more and more intensively equipped with interface technology. For the operator, the advantage is that they do not have to have fieldbus specialists. In interface technology, a multimeter is needed to make a diagnosis, for modern devices you may just look at the device.

## In your opinion, what are the special challenges in interface technology?

To offer a product portfolio that can be used globally and that meets all requirements in interface technology will remain the biggest challenge for manufacturers, in my opinion. In growth markets such as the BRIC countries (Brazil, Russia, India, China), the basic functionality of the interface technology must be offered at a shamelessly inexpensive price per channel. Furthermore, the “footprint”, meaning the space required for it in the control cabinet, is becoming increasingly important.

Beyond the basic functions, sustainable interface technology has to offer a noticeable benefit for the customer, for example, simplified planning through universal voltage supply or simplified error detection through an intuitive menu navigation via the display. Turck has invested a lot in this added value. And those who want even more comfort can use the functionality of our DTMs.

## You heavily promote the issue of asset management in the physical layer, meaning the connection between field device and process

## control system. How does the market react to this option?

With our slogan “Asset Management Enabled”, we express the fact that we also consider the physical layer to be an asset or an article of value. Via all three areas of the physical layer – point-to-point, point-to-bus, bus-to-bus, Turck offers the option of subjecting these to an additional diagnosis and integrating them into asset management systems. That is how our interface technology monitors both the connection to the field instrument, as well as to the process control system. Using FDT/DTM, the devices allow for a far-reaching diagnosis – and also for the traditional 19-inch technology.

## What direction will the interface market pursue in the future?

The market for interface technology will remain stable, but will be characterized by a geographical shift. As long as the technical level of a service technician in the growth markets does not meet the requirements of fieldbus technology, we will experience reasonable growth. In my opinion, a considerable number of all applications in process automation will also be implemented in traditional point-to-point connection in the future because the benefits of a fieldbus do not justify the additional costs in all applications.

But regardless of how the customer acts today or in the future, Turck offers innovative products for all connection paths in the physical layer – from interface technology to remote I/O to fieldbus solutions. And should a customer not be able to meet a special requirement with our standard products, thanks to our development and production location in Germany, we are able to develop customized solutions at any time.



As the Director Product Management Process Automation, Ryan Kromhout is also responsible for the comprehensive portfolio of interface solutions at Turck. Despite fieldbus and remote I/O technologies, he also sees a large market for the company's interface product line in the near future.

The extrusion coating process enables the Interprox professionals to integrate many customer-specific features into their sensors



## From One Cast

Using ingenious extrusion coating technology, Interprox integrates maximum technology into minimum size and scale

**S**wiss cheese, Swiss army knives, Swiss watches – numerous products from the Alpine republic have long been top exports worldwide. They all have one thing in common: They stand for particularly high quality. More than any other, the watch-making industry stands for high quality precision products and its operations are almost exclusively based in the Jurabogen area between Geneva and Basel.

This local craftsmanship was precisely the reason why certain Turck sensors have been developed and produced by the Swiss Interprox SA for more than 20 years. The Delémont-based company knows exactly how to realise innovative products based on the resident's fine mechanical talent. The company initially focused its operations on the final assembly of small sensors, however, Interprox quickly evolved and built on its comprehensive know-how in devel-






**Interprox has mastered the production steps for producing sensors that would not otherwise exist in this housing**

oping and producing these sensors. In doing so, Interprox worked to perfect extrusion coating technology, helping build upon Turck's portfolio, such as the BIM-UNT magnet field sensors. The success of the Swiss company lies in the high range of manufacturing, and the fact that the sensor's electronics are directly extrusion-coated with a plastic housing. Interprox has mastered all the production steps that this process involves. This is because the company

#### **▶ Quick read**

Sensor solutions extrusion-coated with plastics are easy to assemble, optimized to their application and may be implemented in previously unimaginable configurations. This coating technology gives the customer the option of having its own specifications implemented in the design.



A rugged sensor is produced from this filigree board, together with the spool, by direct extrusion coating using plastics

not only produces the electronics on site, but also all the necessary tools that extrusion coating requires.

### High flexibility

The extrusion coating technology that Interprox in Switzerland has perfected offers the highest flexibility with regard to configuration, requirement profiles and installed electronics. There are almost no limits with respect to housing forms. Almost anything that seems reasonable to a design engineer can be implemented. This means that, upon request, housing forms can be changed later on if turns out that a modification further improves the sensors' features.

The extrusion coating technology even makes it possible to integrate mechanical assembly solutions, such as screw holes, thread inserts or – with the use of transparent plastic – easily visible LEDs, directly in the housing. This eliminates additional assembly work and maintenance costs. If the customer wanted a potato-shaped sensor, then Interprox would be able to meet this request.

Extrusion-coated sensors not only offer the above-mentioned benefits in terms of construction and installation, they are also enormously resistant to environmental factors such as temperature, moisture, vibration or even aggressive acids or oils. In the end, the electronics are as securely embedded in the plastic as the gold reserves are in Fort Knox.


### Balancing the three: Mechanics, electronics, plastics

When so many advantages speak in favor of extrusion-coated sensors, you might ask yourself why all sensors aren't manufactured using this technology. The answer lies in the complex relationship between mechanics, electronics and plastics. For example, the heated, fluid plastic may not exceed a certain temperature while it is being sprayed onto the electronics. Even the maximum pressure in the tool must be aligned with the electronic components used. And finally, the extrusion coating technology works only up to certain wall thickness and size because otherwise the plastic would no longer harden evenly.

When it comes to producing extrusion-coated sensors, the challenge is to find the right balance between mechanics, electronics and plastics, and to optimize everything for the respective sensor application. Even the selection of the right plastic can be the deciding factor between the success and failure of a sensor design. For example, sensor's extrusion coated using the Duroplast method with a low pressure and high temperature are particularly well protected against mechanical and chemical influences. On the other hand, this plastic tends to be brittle, requires complex injection tools and a long production process.

Even though Thermelt plastics take a while to process, they can be placed on the electronics board at a low temperature and low pressure. The material has a high chemical resistance, but cannot





Even the plug-in version of the BIM-UNT magnet field sensor can be assembled directly into the groove of a pneumatic cylinder thanks to a special production method



**No problem:**  
Various expansion phases of a sensor

withstand mechanical loads for a long time. That is why it is primarily used to isolate electrical contacts, for example, in automobile construction.

Thermoplasts ultimately have to be processed at a high pressure and a high temperature. Using thermoplasts, extrusion-coated sensors provide mechanical stability and may also be used in food and beverage related production industries.

### More than sensors

The sophisticated technology of the Swiss Interprox is not only ideal for extrusion coating sensors, but can be used in any situation where compact electronic components have to be packaged as ruggedly as possible to be resistant to environmental factors. Especially when special demands are made on the housing, extrusion coating technology opens the door to previously impossible solutions. For example, the Swiss company is able to manufacture sterile products for use in medical technology – it is embedded in an extrusion-coated plastic housing – that can withstand more than 500 sterilization cycles without damage. Such customized solutions are developed by the Turck subsidiary duotec, which is represented at production facilities in Delémont, Beierfeld and Halver. For more information, please visit: [www.turck-duotec.com](http://www.turck-duotec.com).

### Customized designs

The Swiss extrusion-coating experts have launched sensors on the market that are ideally suited to the installation environment – for example, direct assembly in the grooves of pneumatic cylinders – and that considerably reduce assembly time and expense due to integrated mechanical mounting equipment. In addition to the standard products Turck customers can also use the technology and production know-how to design and develop individual customized solutions.

Starting with a quantity of about 3,000 to 5,000 samples per year, Interprox produces individually developed sensors that a customer can optimally plan into the design of its product or machine. This allows sensors to be mounted in areas that are impossible to reach with conventional housing technology. For various expansion phases, there is also the option of installing various housing forms with the same electronics.

#### Author



Jean-Claude Schaffner is the Managing Director of Interprox SA in Delémont, Switzerland

► Webcode

more20870e

A flexible modular system permits the application-optimized assembly of temperature measuring points



## How Temperature Sensors Work


Part 4 of our basic series on the design, functional principles and application options of the most important sensor technologies

**T**here are numerous different options for detecting temperatures, ranging from simple diodes to highly accurate thermal noise thermometers. Primary thermometers that detect the temperature without previously calibrating other thermometers are frequently used in labs. However, in the industrial area, users mainly rely on secondary thermometers for measuring temperatures that require calibration. In practice, resistance

thermometers or thermo elements are used in industrial applications. Due to the requirements for accuracy and the processing of measurement signals, the following devices have become standard:

**Resistance thermometers** record the temperature using the temperature dependency of the electrical resistance. Pure metals show the strongest resistance changes, especially very pure precious metals. You can





**Infrared sensors such as the Banner T-Gage M18 record the temperature contact-free**

distinguish between positive temperature coefficient (PTC) thermistors, whose resistance increases with a rising temperature, and negative temperature coefficient (NTC) thermistors which have the opposite behavior. If the resistance shows an approximate linear behavior, the temperature value can simply be recorded using a polynomial equation. As a rule, resistance thermometers have a measurement range of -250 to about 800 °C. Products from this category include standardized sensors made of platinum (e.g. Pt100 with 100 Ω at 0 °C). They are used for temperature measurements for various applications in which a high level of accuracy is required.

**Thermo elements** may not be as precise, but they react faster than resistance thermometers. Thermo elements consist of two different metals or semiconductors connected to one another. If there is a temperature difference between both metals, an electrical voltage develops at the junctions. This phenomenon is also called the Seebeck effect. The thermo-electric voltage (also called thermo-electric power) is temperature dependent and, in metals, has the size of several microvolts per Kelvin.

In actuality, a temperature difference between the hot junction and the cold junction is recorded. If the temperature on the hot junction has to be determined, the temperature at the cold junction has to be known, and vice versa. In practice, the cold junction temperature is recorded using a separate temperature sensor. The thermoelectric voltage series permits inference of the temperature at the hot junction (measuring point). The thermo elements are mostly used to determine high temperatures up to 1,000 °C. The precision depends, among other things, on the

accurate measurement of the reference junction temperature.

**Infrared sensors** are suitable for recording the surface temperatures ranging from about -70 to 1,000 °C. The sensors convert the thermal radiation being sent from one object in a wavelength range of 0.7 to 20 μm into an electrical signal that is processed into a signal that can be evaluated. What is important here is the D:S ratio (distance : spot) that the measuring field diameter indicates at a given distance. Complete coverage of this field by the object's surface whose temperature is to be monitored is optimal.

## Turck's diverse product portfolio

Among the greatest challenges in temperature measurement is the fact that the optimal measuring points are often difficult for the operator on site to access. That is why there is a demand for application-specific sensor solutions that can be tailored with highly flexible process connections and whose displays are easy to read in any location. Taking these requirements into consideration, Turck has added intelligent solutions for temperature measurement to its product portfolio in the last few years.

In addition to the infrared sensors, which have a measuring range of 0 to 300°C with wavelengths from 8 to 14 μm, and are produced by Turck's partner Banner Engineering, Turck's Pt100 resistance thermometer is IP 67 rated. The housing is made entirely of stainless steel and is highly EM compatible. The electrical connections are metal-armored and offer high mechanical stability and operating safety.

When it comes to temperature sensors, the user has the choice between different sensor lengths and diameters. Furthermore, using protective tubing, the temperature sensor can also be easily adapted to very critical locations. In cooperation with numerous connection options - direct or using an M12 standard cable – and variable output signals, the Turck product portfolio guarantees maximum flexibility in temperature measurement.

### ▶ Quick read

Temperature ranks among the most frequently queried physical factors. In addition to quality assurance, temperature measurement is very important, especially for the smooth operation of machines and systems (condition monitoring).

#### Author



Thorsten Evers is a Product Specialist for Pressure and Temperature Sensor Technology at Turck Germany

# Turck at Trade Shows

At numerous national and international trade shows, Turck will be introducing you to current product innovations and reliable solutions for plant and process automation. Be our guest and see for yourself.

## Trade Shows in Germany

Dates	Name of trade show	City
20.04. - 24.04.2009	Hannover Messe	Hanover
05.05. - 07.05.2009	Euro ID	Cologne
11.05. - 15.05.2009	Achema	Frankfurt
21.09. - 24.09.2009	Motek	Stuttgart
24.11. - 26.11.2009	SPS/IPC/DRIVES	Nuremberg

## International Trade Shows

Dates	Name of trade show	City, Country
09.12. - 11.12.2008	Elektrovakbeurs	Hardenberg, Netherlands
11.02. - 12.02.2009	Industrial Automation Solutions	Nieuwegen, Netherlands
04.03. - 07.03.2009	Aiemex	Seoul, Korea
10.03. - 12.03.2009	CFIA	Rennes, France
17.03. - 19.03.2009	Interphex	New York, USA
18.03. - 20.03.2009	PTA Sibir	Krasnoyarsk, Russia
24.03. - 27.03.2009	Magyarregula	Budapest, Hungary
24.03. - 28.03.2009	Ipack IMA	Milan, Italy
31.03. - 03.04.2009	Automaticon	Warsaw, Poland
31.03. - 03.04.2009	Amper	Prague, Czech Republic
22.04. - 23.04.2009	Verpackung Schweiz	Zurich, Switzerland
22.04. - 23.04.2009	SA	Calgary, Canada
05.05. - 07.05.2009	Packex	Toronto, Canada
19.05. - 22.05.2009	MSV Nitra	Nitra, Slovakia
26.05. - 29.05.2009	Bulcontrola	Sofia, Bulgaria
27.05. - 29.05.2008	ISA Expo Control	Mexico City, Mexico
23.06. - 26.06.2009	Expo Pack	Mexico City, Mexico
23.06. - 26.06.2009	Oil & Gas Show	Moscow, Russia
24.06. - 26.06.2009	PTA	St. Petersburg, Russia
01.09. - 04.09.2009	Automation Technology	Basel, Switzerland
14.09. - 18.09.2009	MSV	Bruenn, Czech Republic
22.09. - 24.09.2009	Assembly Tech	Rosemount, USA
23.09. - 25.09.2009	PTA	Moscow, Russia
28.09. - 02.10.2009	Elektrotechnik	Utrecht, Netherlands
05.10. - 07.10.2009	Pack Expo	Las Vegas, USA
06.10. - 08.10.2009	ISA	Houston, USA
07.10. - 09.10.2009	Smart Automation	Linz, Austria
13.10. - 16.10.2009	Scanautomatic	Stockholm, Sweden
14.10. - 15.10.2009	Mocon-Hydromech	Brussels, Belgium
20.10. - 22.10.2009	Motion Control Show	Seoul, Korea
28.10. - 31.10.2009	TIB	Bucharest, Romania
10.11. - 12.11.2009	Elektrotechnika	Ostrava, Czech Republic
15.11. - 18.11.2009	Metalfarm	Chicago, USA
25.11. - 28.11.2009	System Control Fair	Tokyo, Japan
December 2009	Elektrovakbeurs	Hardenberg, Netherlands

### Imprint

#### Publisher

Hans Turck GmbH & Co. KG  
Witzlebenstraße 7  
45472 Mülheim an der Ruhr, Germany  
Tel. +49 (0)208 4952-0  
more@turck.com, www.turck.com

#### Editorial Staff

Klaus Albers (responsible)  
Marco Stapelmann


#### Staff involved in this edition

Helmut Ambros, Robb Black, Thorsten Evers,  
Denise Froehlich, Walter Hein, Jochen Mark,  
Karen Keller, Gino de Koninck, Ryan Kromhout,  
Joerg Kuhlmann, Markus Renner, Jean-Claude  
Schaffner, René Steiner, Willibald Tschlatscher,  
Achim Weber

#### Art Direction / Graphic Design

Arno Kraemer, Britta Fehr (Art design)

All rights reserved. We reserve the right to make technical changes or correct errors.  
Reprint and electronic processing permitted with written approval from the publisher.



## Turck on the I

Whether sensor, fieldbus, interface or connection, [www.turck.com](http://www.turck.com) you will find the right solution search functions will help you.



Discover Turck's solution expertise in industrial automation for yourself and visit us at several fairs around the world



► **Full text search** Are you looking for a product name, a known identification number or a special feature? Then simply enter it in the above left search field.

► **Hierarchical structure** Are you looking for products from a certain group, such as inductive sensors in cylindrical design? Then click through the menu structure on the left.

► **Power Search** Are you looking for a product that meets very specific technical parameters? Then use the feature search that specifically leads to your solution.

[www.turck.com](http://www.turck.com)

nternet

tion technology, in the product database on to your needs at the touch of a button. Three

## Turck on Site

With 27 subsidiaries and numerous branch offices, Turck is always nearby, anywhere in the world. This guarantees fast contact to your Turck contact partners and direct support on site.

### GERMANY

Headquarters HANS TURCK GmbH & Co. KG

Witzlebenstraße 7 | Mülheim an der Ruhr | (+ 49) (0) 208 4952-0 | [more@turck.com](mailto:more@turck.com)

- **ARGENTINA** | Aumecon S.A.  
(+54) (11) 47561251 | [aumeco@aumecon.com.ar](mailto:aumeco@aumecon.com.ar)
- **AUSTRALIA** | TURCK Australia Pty. Ltd.  
(+61) (0) 395609066 | [cameron.dwyer@turck.com](mailto:cameron.dwyer@turck.com)
- **AUSTRIA** | Intermodox GmbH  
(+43) (1) 4861587-0 | [imax.office@intermodox.at](mailto:imax.office@intermodox.at)
- **BAHRAIN** | TURCK Middle East SPC  
(+973) 17814920 | [turckmiddleeast@turck.com](mailto:turckmiddleeast@turck.com)
- **BELARUS** | FEK Company  
(+375) (017) 2102189 | [info@fek.by](mailto:info@fek.by)
- **BELGIUM** | Multiprox N. V. (TURCK)  
(+32) (53) 766566 | [mail@multiprox.be](mailto:mail@multiprox.be)
- **BRAZIL** | Sensor do Brasil  
(+19) 38979412 | [comercial@sensordobrasil.com.br](mailto:comercial@sensordobrasil.com.br)
- **BRUNEI** | TURCK Singapore  
(+65) 65628716 | [singapore@turck.com](mailto:singapore@turck.com)
- **BULGARIA** | Sensomat Ltd.  
(+359) (58) 603023 | [info@sensomat.info](mailto:info@sensomat.info)
- **CANADA** | Chartwell Electronics Inc.  
(+1) (905) 5137100 | [sales@chartwell.ca](mailto:sales@chartwell.ca)
- **CHILE** | Seiman S.A.  
(+56) (32) 2699310 | [ventas@seiman.cl](mailto:ventas@seiman.cl)
- **CHINA** | TURCK (Tianjin) Sensor Co. Ltd.  
(+86) (22) 83988188 | [turcktj@public1.tpt.tj.cn](mailto:turcktj@public1.tpt.tj.cn)
- **COLUMBIA** | Colsein Ltda.  
(+57) (1) 2367659 | [info@colsein.com.co](mailto:info@colsein.com.co)
- **COSTA RICA** | TURCK USA  
(+1) (763) 5539224 | [mailbag@turck.com](mailto:mailbag@turck.com)
- **CROATIA** | Tipteh Zagreb d.o.o.  
(+385) (1) 3816574 | [tipteh@tipteh.hr](mailto:tipteh@tipteh.hr)
- **CYPRUS** | AGF Trading & Engineering Ltd.  
(+357) (22) 313900 | [agf@agfelect.com](mailto:agf@agfelect.com)
- **CZECH REPUBLIC** | TURCK s.r.o.  
(+420) 495 518 766 | [turck-cz@turck.com](mailto:turck-cz@turck.com)
- **DENMARK** | Hans Folsgaard A/S  
(+45) (43) 208600 | [hf@hf.dk](mailto:hf@hf.dk)
- **ECUADOR** | TURCK USA  
(+1) (763) 5539224 | [mailbag@turck.com](mailto:mailbag@turck.com)
- **ESTONIA** | Osauhing "System Test",  
(+371) (2) 6405423 | [systemtest@systemtest.ee](mailto:systemtest@systemtest.ee)
- **EGYPT** | Egyptian Trading and Engineering Co. (E.T.E.)  
(+20) (2) 2908380 | [ete@internetegypt.com](mailto:ete@internetegypt.com)
- **FINLAND** | Oy E. Sarlin AB  
(+358) (9) 504441 | [sales.automation@sarlin.com](mailto:sales.automation@sarlin.com)
- **FRANCE** | TURCK BANNER S.A.S.  
(+33) (1) 60436070 | [info@turckbanner.fr](mailto:info@turckbanner.fr)
- **GREECE** | Athanassios Greg. Manias  
(+30) (210) 9349903 | [info@manias.gr](mailto:info@manias.gr)
- **GREAT BRITAIN** | TURCK BANNER LIMITED  
(+44) (1268) 578888 | [info@turckbanner.co.uk](mailto:info@turckbanner.co.uk)
- **HONDURAS** | TURCK USA  
(+1) (763) 5539224 | [mailbag@turck.com](mailto:mailbag@turck.com)
- **HONG KONG** | Hilford Trading Ltd.  
(+852) 26245956 | [hilford@netnavigator.com](mailto:hilford@netnavigator.com)
- **HUNGARY** | TURCK Hungary Kft.  
(+36) (1) 4770740 | [hungary@turck.com](mailto:hungary@turck.com)
- **ICELAND** | Km Stal HF  
(+352) 56789-39 | [kalli@kmstal.is](mailto:kalli@kmstal.is)
- **INDIA** | TURCK India Automation Pvt. Ltd.  
(+91) (20) 25630039 | [sales.india@turck.com](mailto:sales.india@turck.com)
- **INDONESIA** | TURCK Singapore  
(+65) 65628716 | [singapore@turck.com](mailto:singapore@turck.com)
- **IRAN** | Partow Ideh Pars Company (PIP Co.)  
(+98) (21) 88535375 | [info@pipars.com](mailto:info@pipars.com)
- **IRELAND** | Tektron Electrical  
(+353) (21) 4313331 | [frank.urell@tektron.ie](mailto:frank.urell@tektron.ie)
- **ISRAEL** | Robkon Industrial Control & Automation Ltd.  
(+972) (3) 6732821 | [robkonfr@inter.net.il](mailto:robkonfr@inter.net.il)
- **ISRAEL** | Nisko Electrical Engineering & System Ltd.  
(+972) (8) 9257355 | [joseph.shapira@niskoeng.com](mailto:joseph.shapira@niskoeng.com)
- **ITALY** | TURCK BANNER S.R.L.  
(+39) (02) 90364291 | [info@turckbanner.it](mailto:info@turckbanner.it)
- **JAPAN** | TURCK Japan Office  
(+81) (3) 54722820 | [info@turck.jp](mailto:info@turck.jp)
- **KOREA** | TURCK Korea Co. Ltd.  
(+82) (31) 5004555 | [sensor@sensor.co.kr](mailto:sensor@sensor.co.kr)
- **KUWAIT** | Kana Controls Company  
(+965) 4741373 | [info@kanacontrols.com](mailto:info@kanacontrols.com)
- **LATVIA** | Lasma Ltd.  
(+37) (1) 7545217 | [inga@lasma.lv](mailto:inga@lasma.lv)
- **LEBANON** | Key Electronics  
(+961) 4715290 | [key@inco.com.lb](mailto:key@inco.com.lb)
- **LITHUANIA** | Hidroteka  
(+370) (37) 352195 | [hidroteka@hidroteka.lt](mailto:hidroteka@hidroteka.lt)
- **LUXEMBOURG** | Sogel S.A.  
(+352) 4005051 | [sogel@sogel.lu](mailto:sogel@sogel.lu)
- **MALAYSIA** | TURCK Singapore  
(+65) 65628716 | [singapore@turck.com](mailto:singapore@turck.com)
- **MACEDONIA** | Tipteh d.o.o. Skopje  
(+389) 70399474 | [tipteh@on.net.mk](mailto:tipteh@on.net.mk)
- **MEXICO** | TURCK Mexico S. DE R.L. DE C.V.  
(+52) 844 4116650 | [ventasmexico@turck.com](mailto:ventasmexico@turck.com)
- **NEW ZEALAND** | W. Arthur Fisher Ltd.  
(+64) (9) 2700100 | [sales@waf.co.nz](mailto:sales@waf.co.nz)
- **NETHERLANDS** | TURCK B. V.  
(+31) (38) 4227750 | [info@turck.nl](mailto:info@turck.nl)
- **NORWAY** | HF Danyko A/S  
(+47) 37090940 | [danyko@hf.net](mailto:danyko@hf.net)
- **OMAN** | Advance Oilfields & Industrial Supplies LLC  
(+968) 7714786 | [gopinath@aolislc.com](mailto:gopinath@aolislc.com)
- **PANAMA** | TURCK USA  
(+1) (763) 5539224 | [mailbag@turck.com](mailto:mailbag@turck.com)
- **PERU** | NPI Peru S.A.C.  
(+51) (1) 2731166 | [npi@npi.com.pe](mailto:npi@npi.com.pe)
- **PHILIPPINES** | TURCK Singapore  
(+65) 65628716 | [singapore@turck.com](mailto:singapore@turck.com)
- **POLAND** | TURCK sp.z o.o.  
(+48) (77) 4434800 | [poland@turck.com](mailto:poland@turck.com)
- **PORTUGAL** | Salmon & Cia. Lda.  
(+351) (21) 3920130 | [salmon@salmon.pt](mailto:salmon@salmon.pt)
- **PUERTO RICO** | TURCK USA  
(+1) (763) 5539224 | [mailbag@turck.com](mailto:mailbag@turck.com)
- **QATAR** | A.A. Engineering Services  
(+974) 4600235 | [asd@aaes.net](mailto:asd@aaes.net)
- **ROMANIA** | TURCK Automation Romania SRL  
(+40) (21) 2300279 | [romania@turck.com](mailto:romania@turck.com)
- **RUSSIA** | O.O.O. TURCK Rus  
(+7) (495) 2342661 | [russia@turck.com](mailto:russia@turck.com)
- **SAUDI-ARABIA** | TURCK Middle East SPC  
(+973) 17814920 | [turckmiddleeast@turck.com](mailto:turckmiddleeast@turck.com)
- **SERBIA AND MONTENEGRO** | Tipteh d.o.o. Beograd  
(+381) (11) 3131057 | [vecerka@ppt.yu](mailto:vecerka@ppt.yu)
- **SINGAPORE** | TURCK Singapore Pte. Ltd.  
(+65) 65628716 | [singapore@turck.com](mailto:singapore@turck.com)
- **SLOVAKIA** | Marpex s.r.o.  
(+421) (42) 4426986 | [marpex@marpex.sk](mailto:marpex@marpex.sk)
- **SLOVENIA** | Tipteh d.o.o.  
(+386) (1) 2005150 | [damian.jager@tipteh.si](mailto:damian.jager@tipteh.si)
- **SPAIN** | Elion S.A.  
(+34) 932982000 | [elion@elion.es](mailto:elion@elion.es)
- **SOUTH AFRICA** | R.E.T. Automation Controls (Pty) Ltd.  
(+27) (11) 4532468 | [info@retauto.co.za](mailto:info@retauto.co.za)
- **SWEDEN** | TURCK Office Sweden  
(+46) (31) 471605 | [sweden@turck.com](mailto:sweden@turck.com)
- **SWITZERLAND** | Bachofen AG  
(+41) (44) 9441111 | [info@bachofen.ch](mailto:info@bachofen.ch)
- **TAIWAN** | Taiwan R.O.C. E-Sensors & Automation Int'l Corp.  
(+886) (7) 7220371 | [ez-corp@umail.hinet.net](mailto:ez-corp@umail.hinet.net)
- **THAILAND** | Technology Instruments Co., Ltd.  
(+66) (2) 7222236 | [ttic@net.co.th](mailto:ttic@net.co.th)
- **TURKEY** | Gokhan Elektrik Malzemeleri  
(+90) (212) 2213236 | [gokhanelektrik@superonline.com](mailto:gokhanelektrik@superonline.com)
- **TURKEY (project contact)** | Dacel Mühendislik Ltd. Sti.  
(+90) (212) 2107646 | [info@dacel.net](mailto:info@dacel.net)
- **UKRAINE** | SKIF Control Ltd.  
(+380) (44) 5685237 | [d.startsew@skifcontrol.com.ua](mailto:d.startsew@skifcontrol.com.ua)
- **UNITED ARAB EMIRATES** | Dynamic Electro Mech. Eng.  
(+971) (4) 3369955 | [deme@emirates.net.ae](mailto:deme@emirates.net.ae)
- **URUGUAY** | Dregahl S.A.  
(+598) (2) 9031616
- **USA** | TURCK Inc.  
(+1) (763) 553-7300 | [turckusa@turck.com](mailto:turckusa@turck.com)
- **VENEZUELA** | CADECI C.A.  
(+58) (241) 8345667 | [cadeci@cantv.net](mailto:cadeci@cantv.net)
- **VIETNAM** | TURCK Singapore  
(+65) 65628716 | [singapore@turck.com](mailto:singapore@turck.com)



Page 14



Page 18



Page 22



Page 26



Page 28



Page 34



Page 44



Page 48