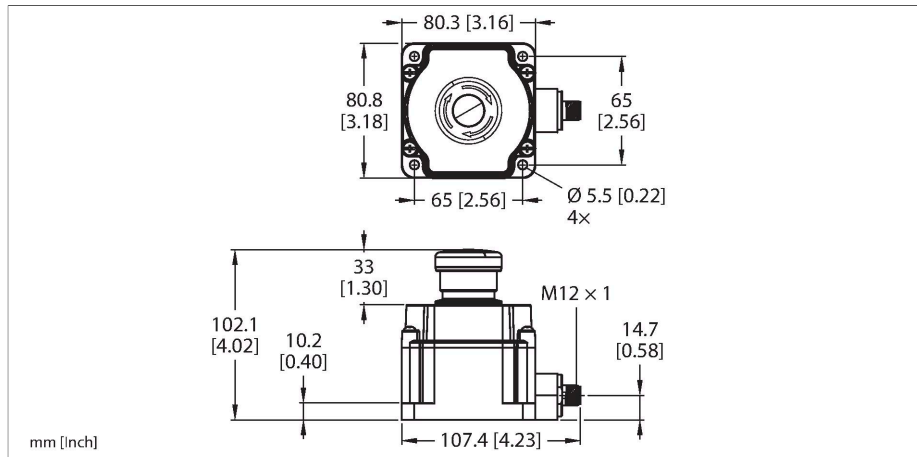


SSA-EB1PLGR-12ED1Q8

Safety Technology – E-stop Button

Illuminated



Technical data

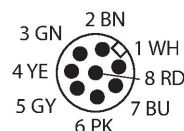
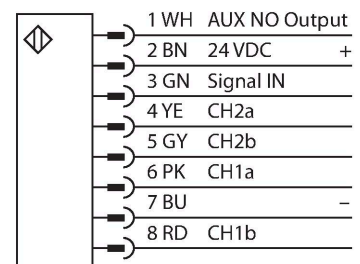
Type	SSA-EB1PLGR-12ED1Q8
ID	3029991
Function	E-stop button, lit
Light type	Red
Output function	2 x NC (normally closed), Potential-free
Design	Rectangular
Dimensions	80.3 x 80.8 x 102.1 mm
Housing material	Plastic, PC
Cascadable	Yes
Electrical connection	Connector, M12 x 1
Ambient temperature	-25...+60 °C
Relative humidity	45...85 %
Protection class	IP65
Tests/approvals	
Vibration resistance	10 to 500 Hz, 0.35 mm amplitude, 50 g acceleration
Shock resistance	15 g (11 ms)
Approvals	CE, cULus



Features

- Protection class IP65
- Non-actuated lighting: green steady
- Lighting circuit externally interrupted: red steady
- Actuated lighting: red flashing
- 2 safety outputs (NC, potential-free)
- 1 auxiliary output (NO, PNP)
- M12 x 1 male connector, 8-pin

Wiring diagram




Functional principle

These electromechanical E-stop switches combine the functions of conventional switches with those of the EZ-LIGHTs. The color changes with the switching state. Local quitting of faults is possible at any time and a latch protects against unwanted quitting. The device is available as round or rectangular version. Both types are IP65 rated.

Conventional types without light are also available as well as types for connection to the safety bus from Siemens or AB/ROCKWELL.

Accessories

Dimension drawing	Type	ID	
	MQDC2S-806	3070975	Connection cable 1.83 m, PVC, female M12 x 1, 8-pin, black
	MQDC2S-806RA	3054616	Connection cable 1.83 m, PVC, female M12 x 1, angled, 8-pin, black